

VALIDITY AND REGULARIZATION OF CLASSICAL HALF-SPACE EQUATIONS

QIN LI, JIANFENG LU, AND WEIRAN SUN

ABSTRACT. Recent result [11] has shown that over the 2D unit disk, the classical half-space equation (CHS) for the neutron transport does not capture the correct boundary layer behaviour as long believed. In this paper we develop a regularization technique for CHS to any arbitrary order and use its first-order regularization to show that in the case of the 2D unit disk, although CHS misrepresents the boundary layer behaviour, it does give the correct boundary condition for the interior macroscopic (Laplace) equation. Therefore CHS is still a valid equation to recover the correct boundary condition for the interior Laplace equation over the 2D unit disk.

1. INTRODUCTION

It is well-known that for kinetic equations with a small Knudsen number imposed on a bounded domain, a thin layer (coined the Knudsen layer) will form near the boundary of the domain. The kinetic density distribution function changes sharply within this layer from the given arbitrary kinetic boundary conditions to more restrictive interior states, such as those near the equilibrium states. To make use of the particular structure of the interior state and reduce the computational cost of solving the full scaled kinetic equation over the whole domain, one classical way is to introduce a half-space equation to capture the boundary layer behaviour. In particular, the end-states of the half-space equation will serve as the boundary conditions for the interior equation.

In this paper, we consider the scaled steady-state isotropic neutron transport equation

$$\begin{aligned} \omega \cdot \nabla_x F + \frac{1}{\epsilon} (F - \langle F \rangle) &= 0, & (x, \omega) \in D \times \mathbb{S}^1, \\ F \Big|_{\partial D} &= h(x, \omega), & \omega \cdot n < 0, \end{aligned} \tag{1.1}$$

where $F = F(x, \omega)$ is the density function and x, ω are the spatial and velocity variables respectively. The spatial domain D is the unit disk with outward normal n . The speed of the particles is constant and is scaled to one so that $\omega \in \mathbb{S}^1$. We also have $\langle F \rangle = \frac{1}{2\pi} \int_{\mathbb{S}^1} F(x, \omega) d\omega$.

The classical half-space equation associated with (1.1) can be derived through asymptotic analysis. Since one of our main objectives is to compare the classical half-space equation to an ϵ -Milne equation constructed in [11], we adopt similar notations as in [11]. In particular, we use the polar coordinates within the boundary layer together with the stretched spatial variable such that

$$x = (r \cos \phi, r \sin \phi), \quad \omega = (-\sin \xi, -\cos \xi), \quad \eta = \frac{1-r}{\epsilon}, \quad \theta = \phi + \xi.$$

Date: June 5, 2016.

We would like to express our gratitude to the support from the NSF research network grant RNMS11-07291 and RNMS11-07444 (KI-Net). The research of Q.L. was supported in part by a start-up grant from University of Wisconsin-Madison College of Letter and Science. The research of J.L. was supported in part by the National Science Foundation under award DMS-1312659 and DMS-1454939. The research of W.S. was supported in part by the NSERC Discovery Individual Grant #611626.

In these notations, the leading-order classical half-space equation has the form

$$\sin \theta \frac{\partial f_0}{\partial \eta} + f_0 - \langle f_0 \rangle = 0, \quad (1.2)$$

$$f_0|_{\eta=0} = h_0(\theta, \phi), \quad \sin \theta > 0, \quad (1.3)$$

$$f_0 \rightarrow f_{0,\infty} \quad \text{as } \eta \rightarrow \infty, \quad (1.4)$$

where $\langle f_0 \rangle = \frac{1}{2\pi} \int_{-\pi}^{\pi} f_0(\eta, \theta, \phi) d\theta$ and $h_0(\theta, \phi) = h(x, \omega)$ for $x \in \partial D$. Meanwhile, the leading-order interior solution satisfies

$$-\Delta_x U_0(x) = 0, \quad x \in D, \quad (1.5)$$

$$U_0|_{\partial D} = u_0(x), \quad (1.6)$$

where $u_0(x) = f_{0,\infty}(\phi)$ with $x = (\cos \phi, \sin \phi)$.

The question of finding the leading-order approximate solution to (1.1) has been considered as settled since the work [1], in which it was shown that

$$\|F - (f_0 - f_{0,\infty} + U_0)\|_{L^\infty(D \times \mathbb{S}^1)} = \mathcal{O}(\epsilon). \quad (1.7)$$

However, in a series of recent works [6, 11, 12] the authors constructed counterexamples such that

$$\|F - (f_0 - f_{0,\infty} + U_0)\|_{L^\infty(D \times \mathbb{S}^1)} = \mathcal{O}(1). \quad (1.8)$$

This indicates that the classical half-space equation fails to capture the correct boundary layer behaviour. In [11] where the unit disk is considered, the authors introduced an ϵ -Milne equation which has the form

$$\sin \theta \frac{\partial f_{0,\epsilon}}{\partial \eta} - \frac{\epsilon \psi(\epsilon \eta)}{1 - \epsilon \eta} \cos \theta \frac{\partial f_{0,\epsilon}}{\partial \theta} + f_{0,\epsilon} - \langle f_{0,\epsilon} \rangle = 0, \quad (1.9)$$

$$f_{0,\epsilon}|_{\eta=0} = h_0(\theta, \phi), \quad \sin \theta > 0, \quad (1.10)$$

$$f_{0,\epsilon} \rightarrow f_{\infty,\epsilon} \quad \text{as } \eta \rightarrow \infty, \quad (1.11)$$

where ψ is a proper cutoff function. Using this new system as the boundary layer equation, they have proved that

$$\|F - (f_{0,\epsilon} - f_{\infty,\epsilon} + U_{0,\epsilon})\|_{L^\infty(D \times \mathbb{S}^1)} = \mathcal{O}(\epsilon), \quad (1.12)$$

where $U_{0,\epsilon}$ satisfies the Laplace equation on the disk with the boundary condition given by $f_{\infty,\epsilon}$. Later this result is generalized to the annulus [12] and the general 2D convex domains with diffusive boundary conditions [6]. Similar ϵ -Milne equations are used in [6, 12] as the boundary layer equations.

These surprising results show that the ϵ -Milne systems are indeed the correct boundary layer equations. The seemingly small ϵ -term in (1.9) plays a major role which makes the equation singular. This then suggests challenges on numerical computations to find the proper boundary conditions for the interior equation, since directly solving the ϵ -Milne to obtain the end-states as the correct boundary conditions is probably as expensive as solving the original full scaled kinetic equation (1.1). In this sense, despite its obvious theoretical importance, the ϵ -Milne equation does not seem to serve the original purpose of reducing computational costs.

In this paper, we address the validity of the classical half-space equation by using the ϵ -Milne system as an intermediate equation. Our first main result is: although (1.7) does not hold on the entire disk, it turns out that the away from the boundary layer, the interior solution U_0 generated from the end-state $f_{0,\infty}$ of the classical half-space equation still gives a correct leading-order approximation. More precisely, there exists a constant $C(\alpha)$ such that

$$\|F - U_0\|_{L^\infty(\alpha D \times \mathbb{S}^1)} \leq C(\alpha) \epsilon^{2/3}, \quad (1.13)$$

where $\alpha D = \{(\alpha x, \alpha y) | (x, y) \in D\}$ for any $0 < \alpha < 1$. Therefore, the $\mathcal{O}(1)$ -error of the approximate solution $f_0 + U_0$ is restricted to the thin boundary layer and does not propagate inside. Note that $\epsilon^{2/3}$ may not be the optimal decay rate.

One of the main tools that we develop to prove (1.13) is a regularization procedure designed particularly for the classical half-space equation. It is known (see for example [2–4, 9, 10] and references therein) that regardless of the regularity of the given incoming data, the half-space equation (2.1)-(2.3) has a generic jump at $\theta = 0$ as well as a logarithmic singularity as $\theta \rightarrow 0^-$. In fact it is exactly this singularity that renders the failure of the classical error estimate (1.7). For the purpose of proving (1.13), we show a first-order regularization that makes the modified solution Lipschitz. In the second part of this paper, we generalize this procedure to obtain regularizations of solutions to the classical half-space equation to any arbitrary order. The higher-order regularization will be useful for comparing the classical half-space equation with the ϵ -Milne system over general domains. We leave the general geometry to later work to avoid overburdening the current paper.

The rest of the paper is laid out as follows. In Section 2 we use the regularization technique and the ϵ -Milne equation to show (1.13). In Section 3, we show numerical evidence of the non-convergence of the classical approximation in the L^∞ -norm and convergence in the L^2 -norm. We also numerically compare the classical half-space equation with the ϵ -Milne equation. In Section 4, we show the general regularization of the half-space equation to arbitrary orders.

2. COMPARISON WITH WU-GUO'S ϵ -MILNE EQUATION

In this section we compare the end-states of the classical half-space equation and the ϵ -Milne equation. To simplify the notation, we will use f and f_ϵ in place of f_0 and $f_{0,\epsilon}$ for their solutions. The two equations are repeated below: the classical half-space equation

$$\sin \theta \frac{\partial f}{\partial \eta} + f - \langle f \rangle = 0, \quad (2.1)$$

$$f|_{\eta=0} = h_0(\theta, \phi), \quad \sin \theta > 0, \quad (2.2)$$

$$f \rightarrow f_\infty(\phi) \quad \text{as } \eta \rightarrow \infty, \quad (2.3)$$

and the ϵ -Milne equation

$$\sin \theta \frac{\partial f_\epsilon}{\partial \eta} - \frac{\epsilon \psi(\epsilon \eta)}{1 - \epsilon \eta} \cos \theta \frac{\partial f_\epsilon}{\partial \theta} + f_\epsilon - \langle f_\epsilon \rangle = 0, \quad (2.4)$$

$$f_\epsilon|_{\eta=0} = h_0(\theta, \phi), \quad \sin \theta > 0, \quad (2.5)$$

$$f_\epsilon \rightarrow f_{\infty,\epsilon}(\phi) \quad \text{as } \eta \rightarrow \infty, \quad (2.6)$$

where $f_\infty, f_{\infty,\epsilon}$ only depend on ϕ and ψ is a smooth cut-off function such that

$$\psi(r) = \begin{cases} 1, & 0 \leq r \leq 1/2, \\ 0, & 3/4 \leq r \leq 1. \end{cases}$$

Since the angular variable ϕ does not play a role in our analysis, we will suppress it in the notations from now on unless otherwise specified.

The well-posedness of (2.1)-(2.3) and (2.4)-(2.6) are thoroughly studied in [5] and [11]. In [11], it is pointed out that the second term on the left involving ϵ in equation (2.4) has a non-trivial effect which induces an order $\mathcal{O}(1)$ difference between f and f_ϵ measured in the L^∞ -norm over the whole domain. However, it is not clear from the analysis in [11] whether the end-states f_∞ and $f_{\infty,\epsilon}$ will differ by order $\mathcal{O}(1)$ as well. In this section we show that in fact they only differ on a scale which vanishes with ϵ . The main result is

Theorem 2.1. *Let f, f_ϵ be the solutions to equations (2.1)-(2.3) and (2.4)-(2.6) respectively. Then there exists a constant C_0 independent of ϵ such that*

$$|f_\infty - f_{\infty, \epsilon}| \leq C_0 \epsilon^{2/3}.$$

Remark 2.1. The convergence rate $\epsilon^{2/3}$ may not be optimal.

Notation. In this paper we use $\Xi_1 = \mathcal{O}(\alpha)$ to denote the upper bound

$$|\Xi_1| \leq C_1 \alpha,$$

where C_1 is independent of α . This is different from the somewhat conventional notation that $\Xi_1 = \mathcal{O}(\alpha)$ means Ξ_1 is comparable with α in the way that it is bounded both from above and below by an order of α . We also use $\Xi_2 = o(\alpha)$ to denote that

$$\frac{|\Xi_2|}{\alpha} \rightarrow 0 \quad \text{as } \alpha \rightarrow 0.$$

Before proving the main result, we first state a few lemmas. The first one shows an ‘‘almost’’ conservation law for the ϵ -Milne system (2.4)-(2.6).

Lemma 2.1. *Let f_ϵ be the solution to (2.4)-(2.6). Then we have*

$$\int_{-\pi}^{\pi} f_\epsilon(0, \theta) \sin^2 \theta \, d\theta = \int_{-\pi}^{\pi} f_{\infty, \epsilon} \sin^2 \theta \, d\theta + \mathcal{O}(\epsilon) = \pi f_{\infty, \epsilon} + \mathcal{O}(\epsilon).$$

Proof. Recall that f_ϵ satisfies the conservation property [11]:

$$\langle f_\epsilon \sin \theta \rangle = \frac{1}{2\pi} \int_{-\pi}^{\pi} f_\epsilon(\eta, \theta) \sin \theta \, d\theta = 0 \quad \text{for any } \eta \geq 0.$$

Multiplying $\sin \theta$ to (2.4) and integrating in θ gives

$$\frac{d}{d\eta} \int_{-\pi}^{\pi} f_\epsilon \sin^2 \theta \, d\theta - \frac{1}{2} \frac{\epsilon \psi(\epsilon \eta)}{1 - \epsilon \eta} \int_{-\pi}^{\pi} \sin(2\theta) \frac{\partial f_\epsilon}{\partial \theta} \, d\theta = 0. \quad (2.7)$$

The term $\int_{-\pi}^{\pi} \sin(2\theta) \frac{\partial f_\epsilon}{\partial \theta} \, d\theta$ can be re-written as

$$\begin{aligned} \int_{-\pi}^{\pi} \sin(2\theta) \frac{\partial f_\epsilon}{\partial \theta} \, d\theta &= -2 \int_{-\pi}^{\pi} f_\epsilon(\eta, \theta) \cos(2\theta) \, d\theta = -2 \int_{-\pi}^{\pi} f_\epsilon(\eta, \theta) (1 - 2 \sin^2 \theta) \, d\theta \\ &= -2 \int_{-\pi}^{\pi} f_\epsilon \, d\theta + 4 \int_{-\pi}^{\pi} f_\epsilon \sin^2 \theta \, d\theta. \end{aligned}$$

Therefore (2.7) becomes

$$\frac{d}{d\eta} \int_{-\pi}^{\pi} f_\epsilon \sin^2 \theta \, d\theta - \frac{2\epsilon \psi(\epsilon \eta)}{1 - \epsilon \eta} \int_{-\pi}^{\pi} f_\epsilon \sin^2 \theta \, d\theta = -\frac{\epsilon \psi(\epsilon \eta)}{1 - \epsilon \eta} \int_{-\pi}^{\pi} f_\epsilon \, d\theta. \quad (2.8)$$

Using the notation in [11], we denote

$$\partial_\eta V_\epsilon(\eta) = \frac{\epsilon \psi(\epsilon \eta)}{1 - \epsilon \eta}, \quad V_\epsilon(0) = 0. \quad (2.9)$$

Then $0 \leq V_\epsilon \leq V_\infty < \infty$ and

$$V_\infty = \int_0^\infty \frac{\epsilon \psi(\epsilon \eta)}{1 - \epsilon \eta} \, d\eta = \int_0^\infty \frac{\psi(\eta)}{1 - \eta} \, d\eta \quad \text{is bounded and independent of } \epsilon. \quad (2.10)$$

We further introduce the notation

$$H(\eta) = \frac{1}{2\pi} \int_{-\pi}^{\pi} f_\epsilon(\eta, \theta) \sin^2 \theta \, d\theta.$$

Then (2.8) becomes

$$\frac{d}{d\eta} H(\eta) - 2(\partial_\eta V_\epsilon) H(\eta) = (-\partial_\eta V_\epsilon) \langle f_\epsilon \rangle.$$

Therefore,

$$\frac{d}{d\eta} (e^{-2V_\epsilon} H(\eta)) = e^{-2V_\epsilon} (-\partial_\eta V_\epsilon) \langle f_\epsilon \rangle.$$

Integrating from $\eta = 0$ to $\eta = \infty$ gives

$$H_\infty = e^{2V_\infty} \left(H_0 - \int_0^\infty e^{-2V_\epsilon} \partial_\tau V_\epsilon \langle f_\epsilon \rangle (\tau) d\tau \right), \quad (2.11)$$

where

$$H_\infty = \frac{1}{2\pi} \int_{-\pi}^\pi f_{\infty,\epsilon} \sin^2 \theta d\theta = \frac{1}{2} f_{\infty,\epsilon}, \quad H_0 = \frac{1}{2\pi} \int_{-\pi}^\pi f_\epsilon(0, \theta) \sin^2 \theta d\theta.$$

By (2.10) the constant V_∞ only depends on the choice of the cutoff function ψ . The integral term can be reformulated as

$$\begin{aligned} \int_0^\infty e^{-2V_\epsilon} \partial_\tau V_\epsilon \langle f_\epsilon \rangle (\tau) d\tau &= f_{\infty,\epsilon} \int_0^\infty e^{-2V_\epsilon} \partial_\tau V_\epsilon d\tau + \int_0^\infty e^{-2V_\epsilon} \partial_\tau V_\epsilon \langle f_\epsilon - f_{\infty,\epsilon} \rangle (\tau) d\tau \\ &= \frac{1}{2} f_{\infty,\epsilon} (1 - e^{-2V_\infty}) + \int_0^\infty e^{-2V_\epsilon} \partial_\tau V_\epsilon \langle f_\epsilon - f_{\infty,\epsilon} \rangle (\tau) d\tau. \end{aligned}$$

Therefore, the right-hand side of (2.11) satisfies

$$\begin{aligned} &e^{2V_\infty} \left(H_0 - \int_0^\infty e^{-2V_\epsilon} \partial_\tau V_\epsilon \langle f_\epsilon \rangle (\tau) d\tau \right) \\ &= e^{2V_\infty} \left(H_0 - \frac{1}{2} f_{\infty,\epsilon} \right) + \frac{1}{2} f_{\infty,\epsilon} - e^{2V_\infty} \int_0^\infty e^{-2V_\epsilon} \partial_\tau V_\epsilon \langle f_\epsilon - f_{\infty,\epsilon} \rangle (\tau) d\tau. \end{aligned}$$

By (2.11) and $H_\infty = \frac{1}{2} f_{\infty,\epsilon}$, we then have

$$H_0 - \frac{1}{2} f_{\infty,\epsilon} = \int_0^\infty e^{-2V_\epsilon} \partial_\tau V_\epsilon \langle f_\epsilon - f_{\infty,\epsilon} \rangle (\tau) d\tau.$$

Denote

$$G = \int_0^\infty e^{-2V_\epsilon} \partial_\tau V_\epsilon \langle f_\epsilon - f_{\infty,\epsilon} \rangle (\tau) d\tau.$$

It has been shown in [11] that there exists $\kappa_0 > 0$ such that

$$|f_\epsilon - f_{\infty,\epsilon}| \leq C e^{-\kappa_0 \eta},$$

where C is independent of ϵ . Let $d_0 > 0$ be a constant such that

$$1 - \epsilon \eta \geq d_0 > 0 \quad \text{on } \text{supp } \psi(\epsilon \eta).$$

We have

$$|G| \leq \|\psi\|_{L^\infty} \frac{\epsilon}{d_0} \int_0^\infty e^{-\alpha_1 \eta} d\eta \leq C\epsilon,$$

where C is independent of ϵ . Thus,

$$\left| H_0 - \frac{1}{2} f_{\infty,\epsilon} \right| = |G| \leq C\epsilon.$$

This is equivalent to

$$\int_{-\pi}^\pi f_\epsilon(0, \theta) \sin^2 \theta d\theta = \pi f_{\infty,\epsilon} + \mathcal{O}(\epsilon) = \int_{-\pi}^\pi f_{\infty,\epsilon} \sin^2 \theta d\theta + \mathcal{O}(\epsilon),$$

which proves the desired ‘‘almost’’ conservation property. \square

Next we show a stability result for both the classical half-space and the ϵ -Milne equation.

Lemma 2.2. *Let f, f_ϵ be the solutions to equations (2.1)-(2.3) and (2.4)-(2.6) respectively. Then there exists a constant C independent of ϵ such that*

$$|f_{\infty, \epsilon}| \leq \frac{2}{\pi} \int_0^\pi |f_\epsilon(0, \theta)| \sin \theta \, d\theta + C\epsilon, \quad \epsilon > 0,$$

and for the classical half-space equation it holds that

$$|f_\infty| \leq \frac{2}{\pi} \int_0^\pi |f(0, \theta)| \sin \theta \, d\theta.$$

Proof. Multiply $\text{sgn}(f_\epsilon)$ to equation (2.4) and integrate in θ . Then we have

$$\frac{d}{d\eta} \int_{-\pi}^\pi \sin \theta |f_\epsilon| \, d\theta - (\partial_\eta V_\epsilon) \int_{-\pi}^\pi \sin \theta |f_\epsilon| \, d\theta \leq 0.$$

Therefore,

$$\frac{d}{d\eta} \left(e^{-V_\epsilon} \int_{-\pi}^\pi \sin \theta |f_\epsilon| \, d\theta \right) \leq 0,$$

which gives

$$\int_{-\pi}^\pi \sin \theta |f_\epsilon(0, \theta)| \, d\theta \geq 0.$$

Thus we have

$$0 \leq \int_{-\pi}^0 |\sin \theta| |f_\epsilon(0, \theta)| \, d\theta \leq \int_0^\pi \sin \theta |f_\epsilon(0, \theta)| \, d\theta. \quad (2.12)$$

This in particular shows that

$$\left| \int_{-\pi}^\pi f_\epsilon(0, \theta) \sin^2 \theta \, d\theta \right| \leq \int_{-\pi}^\pi |f_\epsilon(0, \theta)| |\sin \theta| \, d\theta \leq 2 \int_0^\pi |f_\epsilon(0, \theta)| \sin \theta \, d\theta.$$

By the ‘‘almost’’ conservation law in Lemma 2.1, we have

$$|f_{\infty, \epsilon}| = \frac{1}{\pi} \left| \int_{-\pi}^\pi f_\epsilon(0, \theta) \sin^2 \theta \, d\theta \right| + \mathcal{O}(\epsilon) \leq \frac{1}{\pi} \int_0^\pi |f_\epsilon(0, \theta)| \sin \theta \, d\theta + \mathcal{O}(\epsilon).$$

For the classical half-space equation, the estimates are similar and we only need to remove the error term $\mathcal{O}(\epsilon)$ since the strict conservation holds. \square

The main reason that f_ϵ has a finite difference from f near the boundary is because f has insufficient regularity in terms of η and θ . Specifically, it has been shown [11] that in general $\frac{\partial f}{\partial \eta}$ is not uniformly bounded. In the following lemma, we show that by slightly changing the incoming data, we can find a solution \tilde{f} to the classical half-space equation such that $\tilde{f} \in W^{1, \infty}(d\eta d\theta)$. Without loss of generality, we assume that the incoming data h_0 is not a constant function and

$$0 \leq h_0 \leq 1, \quad \theta \in (0, \pi). \quad (2.13)$$

Lemma 2.3. *Let f be the solution to (2.1)- (2.3). Then for any $0 < \alpha_\epsilon < \pi/4$,*

(a) *the classical half-space equation (2.1) has a solution $\tilde{f} \in W^{1, \infty}(d\eta d\theta)$ with a modified incoming data $\tilde{h}_0(\theta)$ such that*

$$\int_{-\pi}^\pi \left| \tilde{f}(0, \theta) - f(0, \theta) \right| |\sin \theta| \, d\theta \leq \alpha_\epsilon^2, \quad (2.14)$$

(b) There exist two constants $C > 0$ and $0 < \kappa_0 < 1$ independent of ϵ such that we have the bounds

$$\left\| e^{\kappa_0 \eta} \frac{\partial \tilde{f}}{\partial \eta} \right\|_{L^\infty(d\eta d\theta)} + \left\| e^{\kappa_0 \eta} \frac{\partial \tilde{f}}{\partial \theta} \right\|_{L^\infty(d\eta d\theta)} \leq \frac{C}{\alpha_\epsilon}. \quad (2.15)$$

Proof. (a) We will slightly change the incoming data for f near $\theta = 0$ to obtain the desired \tilde{f} . Note that if \tilde{f} solves the classical half-space equation (2.1), then $\frac{\partial \tilde{f}}{\partial \eta}$ satisfies

$$\begin{aligned} \sin \theta \frac{\partial}{\partial \eta} \left(\frac{\partial \tilde{f}}{\partial \eta} \right) + \frac{\partial \tilde{f}}{\partial \eta} - \left\langle \frac{\partial \tilde{f}}{\partial \eta} \right\rangle &= 0, \\ \frac{\partial \tilde{f}}{\partial \eta} \Big|_{\eta=0} &= - \frac{\tilde{f}(0, \theta) - \langle \tilde{f} \rangle(0)}{\sin \theta}, \quad \sin \theta > 0. \\ \frac{\partial \tilde{f}}{\partial \eta} &\rightarrow 0 \quad \text{as } \eta \rightarrow \infty. \end{aligned} \quad (2.16)$$

The end-state of $\frac{\partial \tilde{f}}{\partial \eta}$ is zero because for any $\theta \neq 0$, we have

$$\frac{\partial \tilde{f}}{\partial \eta} = \frac{\langle \tilde{f} \rangle - \tilde{f}}{\sin \theta} \rightarrow 0 \quad \text{as } \eta \rightarrow \infty.$$

By the maximum principle for the classical half-space equation, in order to achieve that $\frac{\partial \tilde{f}}{\partial \eta} \in L^\infty(d\eta d\theta)$, we only need to make sure that

$$\frac{\tilde{f}(0, \theta) - \langle \tilde{f} \rangle(0)}{\sin \theta} \in L^\infty(0, \pi). \quad (2.17)$$

To this end, we first construct two auxilliary functions. For any given $\alpha_\epsilon > 0$, let

$$\phi_1(\theta) = \begin{cases} 0, & \text{for } \theta \in [0, \alpha_\epsilon] \cup [\pi - \alpha_\epsilon, \pi], \\ h_0(\theta), & \text{for } \theta \in [2\alpha_\epsilon, \pi - 2\alpha_\epsilon], \\ \text{Lipschitz}, & \text{for } \theta \in [0, \pi], \end{cases} \quad 0 \leq \phi_1 \leq 1,$$

and

$$\phi_2(\theta) = \begin{cases} 1, & \text{for } \theta \in [0, \alpha_\epsilon] \cup [\pi - \alpha_\epsilon, \pi], \\ h_0(\theta), & \text{for } \theta \in [2\alpha_\epsilon, \pi - 2\alpha_\epsilon], \\ \text{Lipschitz}, & \text{for } \theta \in [0, \pi], \end{cases} \quad 0 \leq \phi_2 \leq 1.$$

Let f_1, f_2 be the solutions to the half-space equation (2.1) with incoming data ϕ_1, ϕ_2 respectively. Then by the maximum principle again, we have at $\eta = 0$,

$$\begin{aligned} f_1(0, 0^+) - \langle f_1(0, \cdot) \rangle &= - \langle f_1(0, \cdot) \rangle < 0, \\ f_2(0, 0^+) - \langle f_2(0, \cdot) \rangle &= 1 - \langle f_2(0, \cdot) \rangle > 0. \end{aligned}$$

Therefore, there exists a constant $0 < \lambda_0 < 1$ such that

$$\lambda_0 (f_1(0, 0^+) - \langle f_1(0, \cdot) \rangle) + (1 - \lambda_0) (f_2(0, 0^+) - \langle f_2(0, \cdot) \rangle) = 0.$$

Let $\tilde{f} = \lambda_0 f_1 + (1 - \lambda_0) f_2$. Then \tilde{f} satisfies

$$\sin \theta \frac{\partial \tilde{f}}{\partial \eta} + \tilde{f} - \langle \tilde{f} \rangle = 0, \quad (2.18)$$

$$\tilde{f}|_{\eta=0} = \lambda_0 \phi_1(\theta) + (1 - \lambda_0) \phi_2(\theta) \triangleq \tilde{h}_0(\theta), \quad \sin \theta > 0, \quad (2.19)$$

$$\tilde{f} \rightarrow \tilde{f}_\infty \quad \text{as } \eta \rightarrow \infty, \quad (2.20)$$

where \tilde{f}_∞ is constant in η, θ . Moreover, \tilde{f} satisfies that

$$\tilde{f}(0, \theta) \equiv 1 - \lambda_0 = \langle \tilde{f} \rangle(0) \quad \text{for } \theta \in [0, \alpha_\epsilon] \cup [\pi - \alpha_\epsilon, \pi].$$

This in particular shows that

$$\left. \frac{\partial \tilde{f}}{\partial \eta} \right|_{\eta=0} = -\frac{\tilde{f}(0, \theta) - \langle \tilde{f} \rangle(0)}{\sin \theta} = 0 \quad \text{for } \theta \in [0, \alpha_\epsilon] \cup [\pi - \alpha_\epsilon, \pi].$$

By the half-space equation for \tilde{f} we also have

$$\left| -\frac{\tilde{f}(0, \theta) - \langle \tilde{f} \rangle(0)}{\sin \theta} \right| \leq \frac{1}{\sin(\alpha_\epsilon)} \quad \text{for } \theta \in [\alpha_\epsilon, \pi - \alpha_\epsilon].$$

Thus,

$$\left\| -\frac{\tilde{f}(0, \theta) - \langle \tilde{f} \rangle(0)}{\sin \theta} \right\|_{L^\infty(0, \pi)} \leq \frac{1}{\sin(\alpha_\epsilon)} \leq \frac{C}{\alpha_\epsilon}, \quad (2.21)$$

where C is independent of ϵ . Applying the maximum principle to (2.16) then gives

$$\left\| \frac{\partial \tilde{f}}{\partial \eta} \right\|_{L^\infty(d\eta d\theta)} \leq \frac{1}{\sin(\alpha_\epsilon)}.$$

In order to show that (2.14) holds, we note that by construction,

$$\tilde{f}(0, \theta) - f(0, \theta) = \begin{cases} \lambda_0 \phi_1 + (1 - \lambda_0) \phi_2 - h_0(\theta), & \text{for } \theta \in [0, \alpha_\epsilon] \cup [\pi - \alpha_\epsilon, \pi], \\ 0, & \text{for } \theta \in [2\alpha_\epsilon, \pi - 2\alpha_\epsilon], \\ \text{Lipschitz}, & \text{for } \theta \in [0, \pi], \end{cases}$$

where $|\lambda_0 \phi_1 + (1 - \lambda_0) \phi_2 - h_0(\theta)| \leq 1$. Thus by (2.12),

$$\begin{aligned} \int_{-\pi}^{\pi} |\tilde{f}(0, \theta) - f(0, \theta)| |\sin \theta| d\theta &\leq 2 \int_0^{\pi} |\tilde{f}(0, \theta) - f(0, \theta)| \sin \theta d\theta \\ &= 2 \int_0^{2\alpha_\epsilon} |\tilde{f}(0, \theta) - f(0, \theta)| \sin \theta d\theta + 2 \int_{\pi-2\alpha_\epsilon}^{\pi} |\tilde{f}(0, \theta) - f(0, \theta)| \sin \theta d\theta \\ &\leq 2 \int_0^{\alpha_\epsilon} \sin \theta d\theta \leq \alpha_\epsilon^2. \end{aligned}$$

(b) The exponential decay of $\frac{\partial \tilde{f}}{\partial \eta}$ follows from Remark 3.15 of [11], since $\frac{\partial \tilde{f}}{\partial \eta}$ is a solution to the classical half-space equation and its incoming data satisfies (2.21). The constant κ_0 is solely determined by the scattering operator and is independent of ϵ as well as the incoming data. Similarly, we have the exponential decay of \tilde{f} (with the same decay constant κ_0) such that

$$\left\| e^{\kappa_0 \eta} (\tilde{f} - \tilde{f}_\infty) \right\|_{L^\infty(d\eta d\theta)} \leq C, \quad (2.22)$$

where C is independent of ϵ . To derive the exponential decay of $\frac{\partial \tilde{f}}{\partial \theta}$, we make use of the integral form of the \tilde{f} -equation (2.18)-(2.20):

$$\tilde{f}(\eta, \theta) - \tilde{f}_\infty = \begin{cases} e^{-\frac{1}{\sin \theta} \eta} (\tilde{h}_0 - \tilde{f}_\infty) + \int_0^\eta e^{-\frac{1}{\sin \theta} (\eta-s)} \langle \tilde{f} - \tilde{f}_\infty \rangle (s) ds, & \sin \theta > 0, \\ - \int_\eta^\infty e^{-\frac{1}{\sin \theta} (\eta-s)} \langle \tilde{f} - \tilde{f}_\infty \rangle (s) ds, & \sin \theta < 0. \end{cases}$$

We will directly differentiate $\tilde{f} - \tilde{f}_\infty$ to show the exponential decay. For each θ such that $\sin \theta < 0$, the derivative is

$$\frac{\partial \tilde{f}}{\partial \theta} = -\frac{\cos \theta}{\sin^2 \theta} \int_\eta^\infty e^{-\frac{1}{\sin \theta} (\eta-s)} (\eta-s) \langle \tilde{f} - \tilde{f}_\infty \rangle (s) ds.$$

Therefore,

$$\begin{aligned} \left| \frac{\partial \tilde{f}}{\partial \theta} \right| &\leq C \frac{|\cos \theta|}{|\sin \theta|} \int_\eta^\infty e^{-\frac{1}{2 \sin \theta} (\eta-s)} \left| \langle \tilde{f} - \tilde{f}_\infty \rangle (s) \right| ds \\ &\leq C \frac{|\cos \theta|}{|\sin \theta|} \int_\eta^\infty e^{-\frac{1}{2 \sin \theta} (\eta-s)} e^{-\kappa_0 s} ds \\ &\leq C e^{-\kappa_0 \eta} \int_\eta^\infty e^{-\frac{1}{2 \sin \theta} (\eta-s)} \frac{1}{|\sin \theta|} ds \leq C e^{-\kappa_0 \eta}, \end{aligned}$$

where C is independent of ϵ . Similarly, for each θ such that $\sin \theta > 0$, we have

$$\frac{\partial \tilde{f}}{\partial \theta} = \frac{\cos \theta}{\sin^2 \theta} \eta e^{-\frac{1}{\sin \theta} \eta} (\tilde{h}_0 - \tilde{f}_\infty) + e^{-\frac{1}{\sin \theta} \eta} \frac{\partial \tilde{h}_0}{\partial \theta} + \frac{\cos \theta}{\sin^2 \theta} \int_0^\eta e^{-\frac{1}{\sin \theta} (\eta-s)} (\eta-s) \langle \tilde{f} - \tilde{f}_\infty \rangle (s) ds.$$

We estimate each term in $\frac{\partial \tilde{f}}{\partial \theta}$. First, since $\kappa_0 < 1$, we have

$$\left| \frac{\cos \theta}{\sin^2 \theta} \eta e^{-\frac{1}{\sin \theta} \eta} (\tilde{h}_0 - \tilde{f}_\infty) \right| + \left| e^{-\frac{1}{\sin \theta} \eta} \frac{\partial \tilde{h}_0}{\partial \theta} \right| \leq \frac{C}{\eta} e^{-\frac{\kappa_0}{\sin \theta} \eta} + \frac{C}{\alpha_\epsilon} e^{-\kappa_0 \eta} \leq \frac{C}{\alpha_\epsilon} e^{-\kappa_0 \eta}, \quad (2.23)$$

Next, by the exponential decay of $\tilde{f} - \tilde{f}_\infty$ in (2.22), we have

$$\begin{aligned} \left| \frac{\cos \theta}{\sin^2 \theta} \int_0^\eta e^{-\frac{1}{\sin \theta} (\eta-s)} (\eta-s) \langle \tilde{f} - \tilde{f}_\infty \rangle (s) ds \right| &\leq C \frac{1}{\sin \theta} \int_0^\eta e^{-\frac{1}{2 \sin \theta} (\eta-s)} e^{-\kappa_0 s} ds \\ &\leq \frac{C e^{-\frac{1}{2 \sin \theta} \eta}}{\sin \theta} \frac{1}{\kappa_0 + \frac{1}{2 \sin \theta}} e^{-(\frac{1}{2 \sin \theta} + \kappa_0) \eta} \leq C e^{-\kappa_0 \eta}. \end{aligned} \quad (2.24)$$

Combining (2.23) with (2.24) we obtain the exponential decay of $\frac{\partial \tilde{f}}{\partial \theta}$. \square

Now we prove Theorem 2.1.

Proof of Theorem 2.1. Denote $\hat{f}_\epsilon = \tilde{f} - f_\epsilon$. Then \hat{f}_ϵ satisfies

$$\begin{aligned} \sin \theta \frac{\partial \hat{f}_\epsilon}{\partial \eta} + \hat{f}_\epsilon - \langle \hat{f}_\epsilon \rangle &= \frac{\epsilon \psi(\epsilon \eta)}{1 - \epsilon \eta} \cos \theta \frac{\partial \hat{f}_\epsilon}{\partial \theta} - \frac{\epsilon \psi(\epsilon \eta)}{1 - \epsilon \eta} \cos \theta \frac{\partial \tilde{f}}{\partial \theta}, \\ \hat{f}_\epsilon|_{\eta=0} &= \tilde{f}(0, \theta) - f_\epsilon(0, \theta), & \sin \theta > 0, \\ \hat{f}_\epsilon &\rightarrow \tilde{f}_\infty - f_{\infty, \epsilon} & \text{as } \eta \rightarrow \infty. \end{aligned} \quad (2.25)$$

By Lemma 2.3, we have

$$\int_0^\infty \frac{\epsilon \psi(\epsilon \eta)}{1 - \epsilon \eta} \left| \int_{-\pi}^\pi \cos \theta \frac{\partial \tilde{f}}{\partial \theta} d\theta \right| d\eta \leq C \frac{\epsilon}{\alpha_\epsilon} \left\| \frac{\psi(\epsilon \eta)}{1 - \epsilon \eta} \right\|_{L^\infty} \int_0^\infty e^{-\kappa_0 \eta} d\eta \leq C \frac{\epsilon}{\alpha_\epsilon},$$

Multiply the first equation in (2.25) by $\text{sgn}(\widehat{f}_\epsilon)$ and integrate in θ . Then

$$\frac{d}{d\eta} \int_{-\pi}^{\pi} \sin \theta |\widehat{f}_\epsilon| d\theta - \frac{\epsilon\psi(\epsilon\eta)}{1-\epsilon\eta} \int_{-\pi}^{\pi} \sin \theta |\widehat{f}_\epsilon| d\theta \leq \frac{\epsilon\psi(\epsilon\eta)}{1-\epsilon\eta} \left| \int_{-\pi}^{\pi} \cos \theta \frac{\partial \widetilde{f}}{\partial \theta} d\theta \right|.$$

This implies

$$\frac{d}{d\eta} \left(e^{-V_\epsilon(\eta)} \int_{-\pi}^{\pi} \sin \theta |\widehat{f}_\epsilon| d\theta \right) \leq e^{V_\infty} \frac{\epsilon\psi(\epsilon\eta)}{1-\epsilon\eta} \left| \int_{-\pi}^{\pi} \cos \theta \frac{\partial \widetilde{f}}{\partial \theta} d\theta \right|,$$

where V_ϵ, V_∞ are defined in (2.9) and (2.10). Integrating in η from 0 to ∞ then gives

$$- \int_{-\pi}^{\pi} \sin \theta |\widehat{f}_\epsilon(0, \theta)| d\theta \leq C \frac{\epsilon}{\alpha_\epsilon}.$$

Using the incoming data for \widehat{f}_ϵ we have

$$\begin{aligned} 0 &\leq \int_{-\pi}^0 |\sin \theta| |\widehat{f}_\epsilon(0, \theta)| d\theta \leq C \frac{\epsilon}{\alpha_\epsilon} + \int_0^\pi \sin \theta |\widehat{f}_\epsilon(0, \theta)| d\theta \\ &\leq C \frac{\epsilon}{\alpha_\epsilon} + \int_0^\pi \sin \theta |\widetilde{f}(0, \theta) - f(0, \theta)| d\theta \leq C \left(\frac{\epsilon}{\alpha_\epsilon} + \alpha_\epsilon^2 \right). \end{aligned}$$

Let $\alpha_\epsilon = \epsilon^{1/3}$. Then

$$0 \leq \int_{-\pi}^0 |\sin \theta| |\widehat{f}_\epsilon(0, \theta)| d\theta \leq C \epsilon^{2/3}.$$

This gives

$$\int_{-\pi}^{\pi} |\widetilde{f}_\epsilon(0, \theta) - f_\epsilon(0, \theta)| |\sin \theta| d\theta = \int_{-\pi}^{\pi} |\widehat{f}_\epsilon(0, \theta)| |\sin \theta| d\theta \leq C \epsilon^{2/3}. \quad (2.26)$$

Therefore by Lemma 2.1 for f_ϵ , we have

$$\begin{aligned} \pi |f_\infty - f_{\infty, \epsilon}| &= \left| \int_{-\pi}^{\pi} (f_\infty - f_{\infty, \epsilon}) \sin^2 \theta d\theta \right| = \left| \int_{-\pi}^{\pi} f(0, \theta) \sin^2 \theta d\theta - \int_{-\pi}^{\pi} f_\epsilon(0, \theta) \sin^2 \theta d\theta \right| + \mathcal{O}(\epsilon) \\ &\leq \left| \int_{-\pi}^{\pi} (\widetilde{f}(0, \theta) - f(0, \theta)) \sin^2 \theta d\theta \right| + \left| \int_{-\pi}^{\pi} (\widetilde{f}(0, \theta) - f_\epsilon(0, \theta)) \sin^2 \theta d\theta \right| + \mathcal{O}(\epsilon) \\ &\leq \int_{-\pi}^{\pi} |\widetilde{f}(0, \theta) - f(0, \theta)| |\sin \theta| d\theta + \int_{-\pi}^{\pi} |\widetilde{f}(0, \theta) - f_\epsilon(0, \theta)| |\sin \theta| d\theta + \mathcal{O}(\epsilon) \\ &= \mathcal{O}(\epsilon^{2/3}), \end{aligned}$$

where the last inequality comes from (2.14) and (2.26). \square

3. NUMERICS

In this section we show numerical evidence of the results asserted in the previous section. Since numerical scheme is not the focus of the current paper, the details will be omitted. We refer the interested reader to [8] where an implicit asymptotic preserving method for transport equation was developed. The numerical scheme for the ε -Milne equation is largely borrowed from there.

We briefly discuss the difficulties for numerically solving (2.4)-(2.6) and our strategies to overcome those:

- Size of the domain: the equation is valid on the entire half-space domain, but it is not realistic to discretize infinite domain. Fortunately the solution decays exponentially fast, which allows us to truncate the infinite domain into a very large one: $\eta \in [0, R]$ with R large. Numerically it is observed that setting $R = 6$ would suffice.

- The unknown infinite boundary condition: the well-posedness result simply implies that the solution is a constant function at $\eta = \infty$ point, but does not suggest the value for the extrapolation length. To overcome that we borrow the idea of the shooting method but the “shooting” is done on both sides to match the data. More specifically, we compute ε -Milne equation confined in a truncated large domain $\eta \in [0, R]$ twice:

$$\begin{cases} \sin \theta \frac{\partial f_1}{\partial \eta} - \frac{\varepsilon}{1-\varepsilon\eta} \cos \theta \frac{\partial f_1}{\partial \theta} + f_1 - \langle f_1 \rangle = 0, & \begin{cases} \sin \theta > 0, \\ \sin \theta < 0. \end{cases} \\ f_1|_{\eta=0} = h_0(\theta, \phi), & \\ f_1|_{\eta=R} = 0, & \end{cases} \quad \begin{cases} \sin \theta > 0, \\ \sin \theta < 0. \end{cases} \quad \begin{cases} \sin \theta \frac{\partial f_2}{\partial \eta} - \frac{\varepsilon}{1-\varepsilon\eta} \cos \theta \frac{\partial f_2}{\partial \theta} + f_2 - \langle f_2 \rangle = 0, \\ f_2|_{\eta=0} = 0, \\ f_2|_{\eta=R} = 1, \end{cases} \quad (3.1)$$

By the linearity of the ε -Milne equation, any linear combination of f_1 and f_2 is also a solution to the same equation. There is however only one combination that makes the solution to be approximately a constant function at $\eta = R$. We denote it as $f_\lambda = f_1 + \lambda f_2$. Then

$$f_\lambda|_{\eta=R} = \lambda \quad \text{for} \quad \sin \theta < 0, \quad \text{and} \quad f_\lambda|_{\eta=R} = f_1|_{\eta=R} + \lambda f_2|_{\eta=R} \quad \text{for} \quad \sin \theta > 0. \quad (3.2)$$

Suppose the domain is big enough with $R \gg 1$, $f_\lambda|_{\eta=R}$ is roughly constant in θ , meaning:

$$f_1|_{\eta=R} + \lambda f_2|_{\eta=R} = \lambda. \quad (3.3)$$

Numerically we set $\lambda = \frac{f_1}{1-f_2}|_{\eta=R}$. This also serves as a criterion in determining whether R is indeed large enough. If λ varies with θ then we re-run the computation on a larger domain.

- Computing (3.1) on a bounded domain is also challenging due to the singularity at $(\eta, \theta) = (0, 0)$ which requires fine resolution. To resolve the solution, the mesh size in both directions have to be on the scale of ε : $\Delta\eta \sim \Delta\theta \sim \varepsilon$. The shrinking ε induces a large linear system that is ill-conditioned. We borrow the idea from [8], and use a matrix-free scheme by performing GMRES iteration till the solution converges. The interested reader is referred to [8] for details.

The scheme described above is generic and could also be applied to $\varepsilon = 0$ case. Note in the previous work [7], we have designed a spectral method for the classical half-space (CHS) without the spatial discretization. The spectral method is more efficient than what is proposed here, but it does not seem to be easily extended to treat the ε -Milne equation.

3.1. Regularization of CHS. As constructed in Lemma 2.3, one can apply slight modification to the incoming data to make the solution to CHS Lipschitz. Here we show a general problem by relaxing the requirement of $\phi_1 = \phi_2$ in $(2\alpha_\varepsilon, \pi - 2\alpha_\varepsilon)$. Set the two boundary conditions as

$$\phi_1 = \begin{cases} 0, & \theta \in (0, \pi/20) \cup (\pi - \pi/20, \pi), \\ 1 - \frac{9\pi}{20} |x - \pi/2|, & \theta \in (\pi/20, \pi - \pi/20), \end{cases}$$

$$\phi_2 = \begin{cases} 1, & \theta \in (0, \pi/4) \cup (\pi - \pi/4, \pi), \\ \cos \theta, & \theta \in (\pi/4, \pi - \pi/4). \end{cases}$$

Let f_1 and f_2 be solutions to CHS with incoming data ϕ_1, ϕ_2 . Their derivatives are not bounded at $\eta = 0$ as expected. By setting $\lambda_0 = \frac{1-\langle f_2 \rangle}{1+\langle f_2 \rangle - \langle f_1 \rangle}$, the convex combination of f_1, f_2 given by $F = \lambda_0 f + (1 - \lambda_0)g$ is Lipschitz. This is shown in Figure 1.

3.2. Computation of the ε -Milne problem. We compute the ε -Milne problem and the CHS on the truncated domain with $R = 6$. In Figure 5 we show the 3D plot of the solution, together with their end states. Both plots show that the solutions are approximately constant functions at $\eta = 6$, meaning the truncated domain is indeed large enough to approximate the original half space problem.

With the data we immediately get:

- L^∞ discrepancy. This is plotted in Figure 2. With various of ε we show the L^∞ error of the solution to the ε -Milne problem and CHS over the entire (η, θ) domain. They do not show convergence. We also plot $f_\varepsilon - f_0$ for different ε along the ray of $\eta = \theta = n\varepsilon$, with $n = 1, 2, \dots$. It can be seen that with shrinking ε , the biggest error of $f_\varepsilon - f_0$ does not seem to change. At $\eta = \theta = \varepsilon$, they differ by 0.15 for all ε . But as n increases, the ray enters into the interior of the domain, the difference gradually disappears for all ε tested. Note that it is along this ray that the authors in [11] constructed the counterexample to show (1.8) instead of (1.7) holds.
- L^2 convergence. We also demonstrate the convergence in $L^2(d\eta d\theta)$ and the convergence of the two end-states, as seen in Figure 2 and Figure 4.

4. REGULARIZATION OF CLASSICAL HALF-SPACE EQUATIONS

In the second part of this paper, we will extend the first-order regularization technique used in the proof of Lemma 2.3 to the general case. More precisely, for any given $N \in \mathbb{N}$, we use an induction proof to show how one can slightly modify the incoming data h_0 near $\theta = 0$ so that the modified solution \tilde{f} of the half space equation satisfies that

$$\tilde{f} \in W^{N+1, \infty}(d\eta d\theta). \quad (4.1)$$

The higher-order regularization will be useful for general geometry where the boundary of the domain has non-constant curvature. Again without loss of generality, we assume that the original incoming data h_0 in equation (2.2) satisfies that $0 \leq h_0 \leq 1$ and is not a constant. The main result is summarized as

Theorem 4.1. *Suppose the incoming data h_0 in equation (2.2) is smooth, non-constant, and satisfies that $0 \leq h_0 \leq 1$. Then for any given α_ε small enough and any $N \in \mathbb{N}$, there exists $\tilde{h}_0(\theta) \in C^{N+1}(0, \pi)$ satisfying*

$$0 \leq \tilde{h}_0(\theta) \leq 1, \quad \tilde{h}_0(\theta) = h_0(\theta) \quad \text{on } \theta \in (2\alpha_\varepsilon, \pi - 2\alpha_\varepsilon)$$

such that the solution \tilde{f} to the half-space equation with \tilde{h}_0 as its incoming data satisfies (4.1). Moreover,

$$\left\| e^{\kappa_0 \eta} \frac{\partial^{M+k} \tilde{f}}{\partial \eta^M \partial \theta^k} \right\|_{L^2(d\eta d\theta)} = \begin{cases} \mathcal{O}(|\ln \alpha_\varepsilon|^{1/2}), & M+k=1, \\ \mathcal{O}(\alpha_\varepsilon^{-(M+k)+1} |\ln \alpha_\varepsilon|^{1/2}), & 2 \leq M+k \leq N+1 \end{cases} \quad (4.2)$$

and

$$\left\| e^{\kappa_0 \eta} \frac{\partial^{M+k} \tilde{f}}{\partial \eta^M \partial \theta^k} \right\|_{L^\infty(d\eta d\theta)} = \mathcal{O}(\alpha_\varepsilon^{-(M+k)}), \quad 1 \leq M+k \leq N+1, \quad (4.3)$$

where $\kappa_0 > 0$ is the same decay constant as in Lemma 2.3.

Notation. In this section we use the convention that a summation $\sum_{k=k_1}^{k_2}$ is automatically zero if its upper limit k_2 is smaller than its lower limit k_1 .

First we show the explicit formula for $\frac{\partial^N f}{\partial \eta^N}$.

Lemma 4.1. *Suppose f is a smooth solution to (2.1). Then for any $N \in \mathbb{N}$,*

$$\frac{\partial^N f}{\partial \eta^N} = (-1)^N \frac{f - \langle f \rangle - \sum_{k=1}^{N-1} c_k \sin^k \theta}{\sin^N \theta}, \quad N \geq 1. \quad (4.4)$$

where

$$c_1 = \left\langle \frac{f - \langle f \rangle}{\sin \theta} \right\rangle, \quad c_k = \left\langle \frac{f - \langle f \rangle - \sum_{r=1}^{k-1} c_r \sin^r \theta}{\sin^k \theta} \right\rangle, \quad k \geq 1.$$

Proof. We use an induction proof. First, for $N = 1, 2$, we have

$$\frac{\partial f}{\partial \eta} = -\frac{f - \langle f \rangle}{\sin \theta},$$

and

$$\frac{\partial^2 f}{\partial \eta^2} = -\frac{\frac{\partial f}{\partial \eta} - \left\langle \frac{\partial f}{\partial \eta} \right\rangle}{\sin \theta} = \frac{\frac{f - \langle f \rangle}{\sin \theta} - \left\langle \frac{f - \langle f \rangle}{\sin \theta} \right\rangle}{\sin \theta} = \frac{f - \langle f \rangle - \sin \theta \left\langle \frac{f - \langle f \rangle}{\sin \theta} \right\rangle}{\sin^2 \theta} = \frac{f - \langle f \rangle - c_1 \sin \theta}{\sin^2 \theta}.$$

Thus the cases for $N = 1, 2$ are verified. Suppose (4.4) holds for $N \geq 2$. Then

$$\begin{aligned} \frac{\partial^{N+1} f}{\partial \eta^{N+1}} &= -\frac{\frac{\partial^N f}{\partial \eta^N} - \left\langle \frac{\partial^N f}{\partial \eta^N} \right\rangle}{\sin \theta} = (-1)^{N+1} \frac{\frac{f - \langle f \rangle - \sum_{k=1}^{N-1} c_k \sin^k \theta}{\sin^N \theta} - \left\langle \frac{f - \langle f \rangle - \sum_{k=1}^{N-1} c_k \sin^k \theta}{\sin^{N+1} \theta} \right\rangle}{\sin \theta} \\ &= (-1)^{N+1} \frac{f - \langle f \rangle - \sum_{k=1}^{N-1} c_k \sin^k \theta - \sin^N \theta \left\langle \frac{f - \langle f \rangle - \sum_{k=1}^{N-1} c_k \sin^k \theta}{\sin^N \theta} \right\rangle}{\sin^{N+1} \theta} \\ &= (-1)^{N+1} \frac{f - \langle f \rangle - \sum_{k=1}^N c_k \sin^k \theta}{\sin^{N+1} \theta}, \end{aligned}$$

which proves equation (4.4) for $N + 1$ thus for any $N \in \mathbb{N}$. \square

Construction. Functions that have $\sin^k \theta$ as the incoming data near $\theta = 0$ will play a major role. Therefore, we first define some auxiliary functions. Let $0 < \alpha_\epsilon < \pi/4$. For each $k \geq 1$, define R_1, R_2, F_k as solutions to the half-space equation (2.1) with incoming data r_1, r_2, f_k , where

$$r_1 = \begin{cases} 1, & \theta \in [0, \alpha_\epsilon] \cup [\pi - \alpha_\epsilon, \pi], \\ h_0(\theta), & \theta \in [2\alpha_\epsilon, \pi - 2\alpha_\epsilon], \end{cases} \quad r_2 = \begin{cases} 0, & \theta \in [0, \alpha_\epsilon] \cup [\pi - \alpha_\epsilon, \pi], \\ h_0(\theta), & \theta \in [2\alpha_\epsilon, \pi - 2\alpha_\epsilon], \end{cases} \quad (4.5)$$

and

$$f_k = \begin{cases} \sin^k \theta, & \theta \in [0, \alpha_\epsilon] \cup [\pi - \alpha_\epsilon, \pi], \\ 0, & \theta \in [2\alpha_\epsilon, \pi - 2\alpha_\epsilon]. \end{cases} \quad (4.6)$$

We also assume that

$$0 \leq r_1, r_2 \leq 1, \quad 0 \leq f_k \leq \alpha_\epsilon^k, \quad r_1, r_2, f_k \in C^\infty([0, \pi]). \quad (4.7)$$

Before proceeding further with the construction, we show a lemma which estimates the size of $\langle F_k \rangle(0)$ for each k .

Lemma 4.2. *The functions R_1, R_2, F_k satisfy that*

$$0 < \langle R_1 \rangle(0), \langle R_2 \rangle(0) < 1, \quad \|F_k\|_{L^\infty} = \mathcal{O}(\alpha_\epsilon^k), \quad \langle F_k \rangle(0) = \mathcal{O}(\alpha_\epsilon^{k+1}), \quad k \geq 1.$$

Proof. Note that $\|F_k\|_{L^\infty} \sim \mathcal{O}(\alpha_\epsilon^k)$ is guaranteed by the maximum principle. Therefore, to obtain the desired bound for $\langle F_k \rangle(0)$ we only need to check the integration over $(-\pi + \alpha_\epsilon, -\alpha_\epsilon)$ of F_k . By the conservation law, we have

$$\int_{-\pi}^0 F_k |\sin \theta| \, d\theta = \int_0^\pi F_k \sin \theta \, d\theta \leq C \int_0^{2\alpha_\epsilon} \alpha_\epsilon^k \sin \theta \, d\theta + C \int_{\pi-2\alpha_\epsilon}^\pi \alpha_\epsilon^k \sin \theta \, d\theta = \mathcal{O}(\alpha_\epsilon^{k+2}), \quad F_k \geq 0.$$

Hence,

$$\int_{-\pi+\alpha_\epsilon}^{-\alpha_\epsilon} F_k \, d\theta \leq \frac{1}{\sin \alpha_\epsilon} \int_{-\pi+\alpha_\epsilon}^{-\alpha_\epsilon} F_k |\sin \theta| \, d\theta \leq \frac{1}{\sin \alpha_\epsilon} \int_{-\pi}^0 F_k |\sin \theta| \, d\theta = \mathcal{O}(\alpha_\epsilon^{k+1}).$$

This shows $\langle F_k \rangle(0) = \mathcal{O}(\alpha_\epsilon^{k+1})$. The estimate $0 < \langle R_1 \rangle(0), \langle R_2 \rangle(0) < 1$ follows from the stability of the half-space equation stated in Lemma 4.3. \square

Similar argument as for Lemma 4.2 shows

Lemma 4.3. *Suppose Γ is a solution to the half-space equation (2.1) with incoming data $\gamma_0 \in L^\infty(0, \pi)$.*

(a) *If γ_0 satisfies that*

$$\gamma_0 = \begin{cases} \mathcal{O}(1), & \theta \in (0, 2\alpha_\epsilon) \cup (\pi - 2\alpha_\epsilon, \pi), \\ 0, & \theta \in (2\alpha_\epsilon, \pi - 2\alpha_\epsilon), \end{cases}$$

then $\langle \Gamma \rangle(0) = \mathcal{O}(\alpha_\epsilon)$.

(b) *If γ_0 satisfies that*

$$\gamma_0 = \begin{cases} \mathcal{O}(\alpha_\epsilon^{k-1}), & \theta \in (0, 2\alpha_\epsilon) \cup (\pi - 2\alpha_\epsilon, \pi), \\ \mathcal{O}(\alpha_\epsilon^k), & \theta \in (2\alpha_\epsilon, \pi - 2\alpha_\epsilon), \end{cases} \quad k \geq 1,$$

then $\langle \Gamma \rangle(0) = \mathcal{O}(\alpha_\epsilon^k)$.

Proof. (a) The proof is similar to Lemma 4.2. First the maximum principle gives $\Gamma = \mathcal{O}(1)$. Using the conservation law, we have

$$\int_{-\pi}^0 \Gamma |\sin \theta| \, d\theta = \int_0^\pi \Gamma \sin \theta \, d\theta \leq C \int_0^{2\alpha_\epsilon} \sin \theta \, d\theta + C \int_{\pi-2\alpha_\epsilon}^\pi \sin \theta \, d\theta = \mathcal{O}(\alpha_\epsilon^2).$$

Therefore,

$$\int_{-\pi+\alpha_\epsilon}^{-\alpha_\epsilon} \Gamma \, d\theta \leq \frac{1}{\sin \alpha_\epsilon} \int_{-\pi+\alpha_\epsilon}^{-\alpha_\epsilon} \Gamma |\sin \theta| \, d\theta \leq \frac{1}{\sin \alpha_\epsilon} \int_{-\pi}^0 \Gamma |\sin \theta| \, d\theta = \mathcal{O}(\alpha_\epsilon).$$

Similar argument applied to $-\Gamma$ then gives $\langle \Gamma \rangle(0) = \mathcal{O}(\alpha_\epsilon)$.

(b) The proof of part (b) follows from part (a) together with the linearity and maximum principle for the classical half-space equation. \square

The following lemma is crucial for the estimates in this section:

Lemma 4.4. *Suppose $f \in L^\infty \cap L^2(d\eta \, d\theta)$ satisfies the half-space equation (2.1)-(2.3) with $h_0 \in L^\infty(0, \pi)$. Then for any $\alpha_\epsilon \in (0, 1)$, we have*

$$|\langle f \rangle(0)| \leq C_0 \min \left(\alpha_\epsilon |\ln \alpha_\epsilon|^{1/2} \|h\|_{L^\infty} + |\ln \alpha_\epsilon|^{1/2} \left(\int_{\alpha_\epsilon}^{\pi-\alpha_\epsilon} \sin \theta |h_0|^2 \, d\theta \right)^{1/2}, \|h_0\|_{L^\infty} \right), \quad (4.8)$$

and

$$|\langle f \rangle(0)| \leq C_0 \min \left(\alpha_\epsilon \|h\|_{L^\infty} + \frac{1}{\alpha_\epsilon} \int_{\alpha_\epsilon}^{\pi-\alpha_\epsilon} \sin \theta |h_0| \, d\theta, \|h_0\|_{L^\infty} \right), \quad (4.9)$$

where C_0 is a generic constant.

Proof. The bound given by $\|h_0\|_{L^\infty}$ is due to the maximum principle. To derive the other bounds, we first note that $|f|$ satisfies

$$\sin \theta \frac{\partial |f|}{\partial \eta} + |f| - \langle |f| \rangle \leq 0,$$

because $\operatorname{sgn}(f) \langle f \rangle \leq |\langle f \rangle| \leq \langle |f| \rangle$. Therefore,

$$\frac{d}{d\eta} \int_{-\pi}^{\pi} |f| \sin \theta \, d\theta \leq 0.$$

We also have the entropy bound

$$\frac{d}{d\eta} \int_{-\pi}^{\pi} f^2 \sin \theta \, d\theta \leq 0.$$

By $\int_{-\pi}^{\pi} |f_\infty| \sin \theta \, d\theta = \int_{-\pi}^{\pi} |f_\infty|^2 \sin \theta \, d\theta = 0$, we have

$$\int_{-\pi}^{\pi} |f(0, \theta)| \sin \theta \, d\theta \geq 0, \quad \int_{-\pi}^{\pi} f^2(0, \theta) \sin \theta \, d\theta \geq 0.$$

Hence,

$$\int_{-\pi}^0 |f(0, \theta)| \sin \theta \, d\theta \leq \int_0^{\pi} |h_0(\theta)| \sin \theta \, d\theta, \quad \int_{-\pi}^0 f^2(0, \theta) \sin \theta \, d\theta \leq \int_0^{\pi} h_0^2(\theta) \sin \theta \, d\theta.$$

Separating $(-\pi, 0)$ into two subsets $(-\pi + \alpha_\epsilon, -\alpha_\epsilon)$ and $(-\alpha_\epsilon, 0) \cup (-\pi, -\pi + \alpha_\epsilon)$, we have

$$\begin{aligned} \int_{-\pi}^0 |f(0, \theta)| \, d\theta &= \int_{-\pi + \alpha_\epsilon}^{-\alpha_\epsilon} |f(0, \theta)| \, d\theta + \int_{-\pi}^{-\pi + \alpha_\epsilon} |f(0, \theta)| \, d\theta + \int_{-\alpha_\epsilon}^0 |f(0, \theta)| \, d\theta \\ &\leq 2\alpha_\epsilon \|h_0\|_{L^\infty} + \frac{C_0}{\alpha_\epsilon} \int_0^{\pi} \sin \theta |h_0(\theta)| \, d\theta \\ &\leq C_0 \alpha_\epsilon \|h_0\|_{L^\infty} + \frac{C_0}{\alpha_\epsilon} \int_{\alpha_\epsilon}^{\pi - \alpha_\epsilon} \sin \theta |h_0(\theta)| \, d\theta. \end{aligned}$$

Similarly,

$$\begin{aligned} \int_{-\pi}^0 |f(0, \theta)| \, d\theta &\leq 2\alpha_\epsilon \|h_0\|_{L^\infty} + \left(\int_{-\pi + \alpha_\epsilon}^{-\alpha_\epsilon} \frac{1}{|\sin \theta|} \, d\theta \right)^{1/2} \left(\int_0^{\pi} \sin \theta |h_0(\theta)|^2 \, d\theta \right)^{1/2} \\ &\leq C_0 \alpha_\epsilon |\ln \alpha_\epsilon|^{1/2} \|h_0\|_{L^\infty} + C_0 |\ln \alpha_\epsilon|^{1/2} \left(\int_{\alpha_\epsilon}^{\pi - \alpha_\epsilon} \sin \theta |h_0(\theta)|^2 \, d\theta \right)^{1/2}, \end{aligned}$$

which proves the desired bounds. \square

Now we start constructing the approximate solution \tilde{f} . Recall that for each $N \in \mathbb{N}$, we want to construct \tilde{f} such that $\tilde{f} \in W^{N+1, \infty}(d\eta \, d\theta)$. We take the following form for the function \tilde{f}

$$\tilde{f}(\eta, \theta) = \lambda_N R_1 + (1 - \lambda_N) R_2 + \sum_{k=1}^N c_k F_k, \quad (4.10)$$

where the coefficients c_1, \dots, c_N and λ_N will be chosen so that \tilde{f} has the desired regularity. Note that by construction \tilde{f} satisfies the half-space equation, and its incoming data \tilde{h}_0 differs from h_0 only on $[0, 2\alpha_\epsilon) \cup (\pi - 2\alpha_\epsilon, \pi]$.

Assume that c_1, \dots, c_N are given and satisfy

$$\left| \sum_{k=1}^N c_k \langle F_k \rangle(0) \right| = o(1), \quad (4.11)$$

which we will show a-posteriori in Theorem 4.2 for any finite N and ϵ small enough. Define

$$G_1(\eta, \theta) = R_1 + \sum_{k=1}^N c_k F_k, \quad G_2(\eta, \theta) = R_2 + \sum_{k=1}^N c_k F_k.$$

We re-write (4.10) such that

$$\tilde{f}(\eta, \theta) = \lambda_N G_1(\eta, \theta) + (1 - \lambda_N) G_2(\eta, \theta).$$

Then by (4.11) and the bounds for R_1, R_2 in Lemma 4.2, we have

$$0 < \langle G_1 \rangle(0), \langle G_2 \rangle(0) < 1.$$

Therefore,

$$\begin{aligned} G_1(0, 0^+) - \langle G_1 \rangle(0) &= G_1(0, \pi^-) - \langle G_1 \rangle(0) = 1 - \langle G_1 \rangle(0) > 0, \\ G_2(0, 0^+) - \langle G_2 \rangle(0) &= G_2(0, \pi^-) - \langle G_2 \rangle(0) = -\langle G_2 \rangle(0) < 0. \end{aligned}$$

Hence there exists a constant $\lambda_N = \lambda_N(c_1, \dots, c_N) \in (0, 1)$ such that

$$\lambda_N (G_1(0, 0^+) - \langle G_1 \rangle(0)) + (1 - \lambda_N) (G_2(0, 0^+) - \langle G_2 \rangle(0)) = 0. \quad (4.12)$$

The properties of λ_N are summarized in the following lemma:

Lemma 4.5. *Let λ_N be defined in (4.12). Then*

$$\lambda_N = \langle \tilde{f} \rangle(0) = \langle \lambda_N G_1 + (1 - \lambda_N) G_2 \rangle(0) = \mu_0 + \sum_{k=1}^N c_k \mu_k, \quad (4.13)$$

where

$$\mu_0 = \frac{\langle R_2 \rangle(0)}{1 - \langle R_1 \rangle(0) + \langle R_2 \rangle(0)}, \quad \mu_k = \frac{\langle F_k \rangle(0)}{1 - \langle R_1 \rangle(0) + \langle R_2 \rangle(0)}, \quad k \geq 1.$$

Note that by the estimates of $\langle R_1 \rangle(0)$ and $\langle R_2 \rangle(0)$ in Lemma 4.2, all the μ_k 's are well-defined.

Proof. By (4.12),

$$\lambda_N G_1(0, 0^+) + (1 - \lambda_N) G_2(0, 0^+) = \langle \lambda_N G_1 + (1 - \lambda_N) G_2 \rangle(0).$$

where $G_1(0, 0^+) = 1$ and $G_2(0, 0^+) = 0$. Hence,

$$\begin{aligned} \lambda_N &= \langle \lambda_N G_1 + (1 - \lambda_N) G_2 \rangle(0) = \lambda_N (\langle G_1 \rangle(0) - \langle G_2 \rangle(0)) + \langle G_2 \rangle(0) \\ &= \lambda_N (\langle R_1 \rangle(0) - \langle R_2 \rangle(0)) + \langle G_2 \rangle(0). \end{aligned}$$

Solving for λ_N then gives

$$\lambda_N = \frac{\langle G_2 \rangle(0)}{1 - \langle R_1 \rangle(0) + \langle R_2 \rangle(0)} = \frac{\langle R_2 \rangle(0)}{1 - \langle R_1 \rangle(0) + \langle R_2 \rangle(0)} + \sum_{k=1}^N c_k \frac{\langle F_k \rangle(0)}{1 - \langle R_1 \rangle(0) + \langle R_2 \rangle(0)},$$

where in the last step the definition of G_2 is applied. \square

Following Lemma 4.5 and the construction of \tilde{f} in (4.10), we have

$$\tilde{f}(0, \theta) = \langle \tilde{f} \rangle(0) + \sum_{k=1}^N c_k \sin^k \theta \quad \text{for } \theta \in [0, \alpha_\epsilon] \cup [\pi - \alpha_\epsilon, \pi]. \quad (4.14)$$

Next we choose the coefficients $\{c_k\}_{k=1}^N$ such that $\tilde{f} \in W^{N+1, \infty}(d\eta d\theta)$, as in the following theorem:

Theorem 4.2. *For any given family of R_1, R_2, F_k , suppose \tilde{f} is defined by (4.14) and λ_N satisfies (4.13). Then the system*

$$c_1 = \left\langle \frac{\tilde{f} - \langle \tilde{f} \rangle}{\sin \theta} \right\rangle (0), \quad c_M = \left\langle \frac{\tilde{f} - \langle \tilde{f} \rangle - \sum_{k=1}^{M-1} c_k \sin^k \theta}{\sin^M \theta} \right\rangle (0), \quad \text{for } M = 2, \dots, N. \quad (4.15)$$

has a unique set of $\{c_k\}_{k=1}^N$ as its solution. These c_k 's satisfy the bound

$$c_k = \begin{cases} \alpha_\epsilon^{-k+1} |\ln \alpha_\epsilon|, & k = 1, 2, \\ \alpha_\epsilon^{-k+1}, & k \geq 3 \end{cases} \quad (4.16)$$

and

$$|c_i \langle F_i \rangle (0)| = o(1), \quad \|c_i F_i(0, \cdot)\|_{L^\infty} = o(1), \quad i \geq 1. \quad (4.17)$$

Moreover, \tilde{f} determined by this set of $\{c_k\}_{k=1}^N$ satisfies that $\tilde{f} \in W^{N+1, \infty}(\mathrm{d}\eta \mathrm{d}\theta)$.

Proof. We divide the proof into four steps.

Step 1. First we reformulate system (4.15). Using Lemma 4.5 and the definition of \tilde{f} in (4.10), the c_1 -equation becomes

$$\begin{aligned} c_1 &= \left\langle \frac{\lambda_N R_1 + (1 - \lambda_N) R_2 + \sum_{k=1}^N c_k F_k - \lambda_N}{\sin \theta} \right\rangle = \left\langle \frac{\lambda_N (R_1 - R_2 - 1) + R_2 + \sum_{k=1}^N c_k F_k}{\sin \theta} \right\rangle \\ &= \left\langle \frac{\mu_0 (R_1 - R_2 - 1) + R_2}{\sin \theta} \right\rangle + \sum_{k=1}^N c_k \left\langle \frac{\mu_k (R_1 - R_2 - 1) + F_k}{\sin \theta} \right\rangle. \end{aligned}$$

For the ease of notation, we denote

$$H_0 = \mu_0 (R_1 - R_2 - 1) + R_2, \quad H_k = \mu_k (R_1 - R_2 - 1) + F_k \quad \text{for } k = 1, 2, \dots, N. \quad (4.18)$$

Then

$$c_1 = \left\langle \frac{H_0}{\sin \theta} \right\rangle (0) + \sum_{k=1}^N c_k \left\langle \frac{H_k}{\sin \theta} \right\rangle (0). \quad (4.19)$$

Similarly, the c_M -equation can be reformulated as

$$\begin{aligned} c_M &= \left\langle \frac{\lambda_N R_1 + (1 - \lambda_N) R_2 + \sum_{k=1}^N c_k F_k - \lambda_N - \sum_{k=1}^{M-1} c_k \sin^k \theta}{\sin^M \theta} \right\rangle (0) \\ &= \left\langle \frac{\mu_0 (R_1 - R_2 - 1) + R_2 + \sum_{k=1}^N c_k \mu_k (R_1 - R_2 - 1) + \sum_{k=1}^N c_k F_k - \sum_{k=1}^{M-1} c_k \sin^k \theta}{\sin^M \theta} \right\rangle (0). \end{aligned} \quad (4.20)$$

We will show that for ϵ small enough, the system (4.19)-(4.20) is uniquely solvable. The strategy to solve for c_M 's is by inductive elimination.

Step 2. In this step we solve for c_1 in terms of c_M 's using (4.19). By Lemma 4.6 which is proved later, the coefficient for c_1 on the right-hand side of (4.19) which is given by $\langle \frac{H_1}{\sin \theta} \rangle$ is of order $\mathcal{O}(\alpha_\epsilon)$. Hence, for ϵ small enough we can solve for c_1 from (4.19) and get

$$c_1 = \beta_{1,0} + \sum_{i=2}^N c_i \beta_{1,i}, \quad \beta_{1,i} = \frac{\langle \frac{H_i}{\sin \theta} \rangle (0)}{1 - \langle \frac{H_1}{\sin \theta} \rangle (0)}, \quad i = 0, 2, 3, \dots, N. \quad (4.21)$$

Denote

$$S_{1,i} = \frac{H_i}{\sin \theta}(0, \theta), \quad i = 0, 1, 2, 3, \dots, N. \quad (4.22)$$

Then each coefficient $\beta_{1,i}$ has the form

$$\beta_{1,i} = \frac{\langle S_{1,i} \rangle}{1 - \langle S_{1,1} \rangle}, \quad i = 0, 2, 3, \dots, N. \quad (4.23)$$

In this notation, we have

$$c_1 = \left\langle S_{1,0} + \sum_{k=1}^N c_k S_{1,k} \right\rangle = \frac{1}{1 - \langle S_{1,1} \rangle} \left\langle S_{1,0} + \sum_{k=2}^N c_k S_{1,k} \right\rangle = \beta_{1,0} + \sum_{k=2}^N c_k \beta_{1,k}. \quad (4.24)$$

Step 3. In this step, we derive general formulas for c_M for $M \geq 2$. The formulas are inductive. We claim that if we let $S_{1,i}, \beta_{1,i}$ be defined as in (4.22)–(4.23), and let

$$S_{M,i} = \frac{S_{M-1,i} - \beta_{M-1,i}(1 - S_{M-1,M-1})}{\sin \theta}, \quad \beta_{M,i} = \frac{\langle S_{M,i} \rangle}{1 - \langle S_{M,M} \rangle}, \quad (4.25)$$

for $M = 2, \dots, N, i = 0, M, \dots, N$, then

$$\begin{aligned} c_M &= \left\langle S_{M,0} + \sum_{k=M}^N c_k S_{M,k} \right\rangle = \frac{1}{1 - \langle S_{M,M} \rangle} \left\langle S_{M,0} + \sum_{k=M+1}^N c_k S_{M,k} \right\rangle \\ &= \beta_{M,0} + \sum_{k=M+1}^N c_k \beta_{M,k}, \quad M = 2, \dots, N-1, \end{aligned} \quad (4.26)$$

$$c_N = \beta_{N,0}. \quad (4.27)$$

Note that for (4.25) to make sense, we need to show that $\langle S_{M,i} \rangle(0)$ is well-defined and $\langle S_{M,M} \rangle \neq 1$. These will be proved in Lemma 4.7 and Lemma 4.8.

We now prove (4.26)–(4.27) using an induction argument. First (4.26) holds for $M = 1$ by the definition of $S_{1,i}$ in (4.22). Suppose (4.26) holds for M . Then we check the equation for c_{M+1} , which has the form

$$\begin{aligned} c_{M+1} &= \left\langle \frac{\mu_0(R_1 - R_2 - 1) + R_2 + \sum_{k=1}^N c_k \mu_k (R_1 - R_2 - 1) + \sum_{k=1}^N c_k F_k - \sum_{k=1}^M c_k \sin^k \theta}{\sin^{M+1} \theta} \right\rangle(0) \\ &= \left\langle \frac{\mu_0(R_1 - R_2 - 1) + R_2 + \sum_{k=1}^N c_k \mu_k (R_1 - R_2 - 1) + \sum_{k=1}^N c_k F_k - \sum_{k=1}^{M-1} c_k \sin^k \theta}{\sin^{M+1} \theta} - \frac{c_M}{\sin \theta} \right\rangle \\ &= \left\langle \frac{S_{M,0} + \sum_{k=M}^N c_k S_{M,k} - c_M}{\sin \theta} \right\rangle = \left\langle \frac{S_{M,0} + \sum_{k=M+1}^N c_k S_{M,k} + c_M S_{M,M} - c_M}{\sin \theta} \right\rangle \\ &= \left\langle \frac{S_{M,0} + \sum_{k=M+1}^N c_k S_{M,k} - \frac{1}{1 - \langle S_{M,M} \rangle} \langle S_{M,0} + \sum_{k=M+1}^N c_k S_{M,k} \rangle (1 - S_{M,M})}{\sin \theta} \right\rangle \\ &= \left\langle \frac{S_{M,0} - \frac{\langle S_{M,0} \rangle}{1 - \langle S_{M,M} \rangle} (1 - S_{M,M})}{\sin \theta} \right\rangle + \sum_{k=M+1}^N c_k \left\langle \frac{S_{M,k} - \frac{\langle S_{M,k} \rangle}{1 - \langle S_{M,M} \rangle} (1 - S_{M,M})}{\sin \theta} \right\rangle. \end{aligned}$$

Hence (4.26) holds for $M + 1$. Therefore it holds for any $M \geq 1$. We can then solve for c_N, c_{N-1}, \dots, c_1 in order, which proves that there exists a unique set of $\{c_k\}_{k=1}^N$ such that (4.15) and (4.14) hold.

Step 4. By the estimate of $\beta_{M,i}$ in Lemma 4.8, we have

$$\beta_{M,k} = \mathcal{O}(\alpha_\epsilon^{k+2-M}) = o(1), \quad k \geq M.$$

Therefore, by (4.26) and (4.27), we have

$$c_1 = \mathcal{O}(\beta_{1,0}) = \mathcal{O}(|\ln \alpha_\epsilon|), \quad c_2 = \mathcal{O}(\beta_{2,0}) = \mathcal{O}\left(\frac{1}{\alpha_\epsilon} |\ln \alpha_\epsilon|\right), \quad c_i = \mathcal{O}(\beta_{i,0}) = \mathcal{O}\left(\frac{1}{\alpha_\epsilon^{i-1}}\right), \quad i \geq 3.$$

Hence for $k = 1, 2$ and $i \geq 3$,

$$\begin{aligned} |c_k \langle F_k \rangle (0)| &= \mathcal{O}(\alpha_\epsilon^2 |\ln \alpha_\epsilon|), & |c_i \langle F_i \rangle (0)| &= \mathcal{O}(\alpha_\epsilon^{-i+1+i+1}) = \mathcal{O}(\alpha_\epsilon^2), \\ \|c_k F_k(0, \cdot)\|_{L^\infty} &= \mathcal{O}(\alpha_\epsilon |\ln \alpha_\epsilon|), & \|c_i F_i(0, \cdot)\|_{L^\infty} &= \mathcal{O}(\alpha_\epsilon^{-i+1+i}) = \mathcal{O}(\alpha_\epsilon), \end{aligned}$$

which proves (4.17). \square

Now we prove the lemmas applied in the proof of Theorem 4.2.

Lemma 4.6. *Let H_k be defined as in (4.18). Then*

- (a) *the integral $\left\langle \frac{H_k}{\sin \theta} \right\rangle (0)$ is well-defined for all $k \geq 0$.*
 (b) *For any $M \geq 1$, we have*

$$\frac{H_0}{\sin^M \theta} = \begin{cases} 0, & \theta \in (0, \alpha_\epsilon) \cup (\pi - \alpha_\epsilon, \pi), \\ \mathcal{O}(\sin^{-M} \theta) = \mathcal{O}(\alpha_\epsilon^{-M}), & \theta \in (\alpha_\epsilon, \pi - \alpha_\epsilon). \end{cases} \quad (4.28)$$

Moreover, if f is the solution to the half-space equation with incoming data $\frac{H_0}{\sin^M \theta}$, Then

$$|\langle f \rangle (0)| = \begin{cases} \mathcal{O}\left(\frac{1}{\alpha_\epsilon^{M-1}} |\ln \alpha_\epsilon|\right), & M = 1, 2, \\ \mathcal{O}\left(\frac{1}{\alpha_\epsilon^{M-1}}\right), & M \geq 3. \end{cases}$$

- (c) *For any $M \geq 2$ and $1 \leq j \leq M - 1$, we have*

$$\frac{H_j - \sin^j \theta}{\sin^M \theta} = \begin{cases} 0, & \theta \in (0, \alpha_\epsilon) \cup (\pi - \alpha_\epsilon, \pi), \\ \mathcal{O}(\sin^{-M+j} \theta) = \mathcal{O}(\alpha_\epsilon^{-M+j}), & \theta \in (\alpha_\epsilon, \pi - \alpha_\epsilon). \end{cases} \quad (4.29)$$

Moreover, if f is the solution to the half-space equation with incoming data $\frac{H_j - \sin^j \theta}{\sin^M \theta}$, Then

$$|\langle f \rangle (0)| = \begin{cases} \mathcal{O}(\alpha_\epsilon^{j-M+1}), & M \geq 3, \quad 1 \leq j \leq M - 3, \\ \mathcal{O}\left(\frac{1}{\alpha_\epsilon} |\ln \alpha_\epsilon|\right), & M \geq 3, \quad j = M - 2, \\ \mathcal{O}(|\ln \alpha_\epsilon|), & M \geq 2, \quad j = M - 1. \end{cases}$$

- (d) *For any $M \geq 1$ and $k \geq M$, we have*

$$\frac{H_k}{\sin^M \theta} = \begin{cases} \mathcal{O}(\alpha_\epsilon^{k-M}), & \theta \in (0, 2\alpha_\epsilon) \cup (\pi - 2\alpha_\epsilon, \pi), \\ \mathcal{O}(\alpha_\epsilon^{k-M+1}), & \theta \in (2\alpha_\epsilon, \pi - 2\alpha_\epsilon). \end{cases} \quad (4.30)$$

Hence by Lemma 4.3 if f is the solution to the half-space equation with incoming data $\frac{H_k}{\sin^M \theta}$, Then

$$|\langle f \rangle (0)| = \mathcal{O}(\alpha_\epsilon^{k-M+1}), \quad M \geq 1, \quad k \geq M.$$

Proof. (a) In order to prove that the integral terms $\left\langle \frac{H_k}{\sin \theta} \right\rangle$ are well-defined, we show that each $\frac{H_k}{\sin \theta}$ at $\eta = 0$ is bounded on $(-\pi, \pi)$ for any $k \geq 0$. By the definitions of R_1, R_2 , and F_k , each H_k is a solution to the half-space equation. Moreover, by the definition of the μ_k 's, we have

$$\langle H_0 \rangle (0) = \frac{1}{1 - \langle R_1 \rangle (0) + \langle R_2 \rangle (0)} \langle \langle R_2 \rangle (R_1 - R_2 - 1) - \langle R_1 - R_2 - 1 \rangle R_2 \rangle \Big|_{\eta=0} = 0.$$

and

$$\langle H_k \rangle (0) = \frac{1}{1 - \langle R_1 \rangle (0) + \langle R_2 \rangle (0)} \langle \langle F_k \rangle (R_1 - R_2 - 1) - \langle R_1 - R_2 - 1 \rangle F_k \rangle \Big|_{\eta=0} = 0, \quad k \geq 1.$$

Therefore,

$$\frac{H_k(0, \theta)}{\sin \theta} = \frac{H_k(0, \theta) - \langle H_k \rangle(0)}{\sin \theta} = -\frac{\partial H_k}{\partial \eta}(0, \theta), \quad k = 0, 1, \dots, N. \quad (4.31)$$

By the maximal principle, since $\frac{\partial H_k}{\partial \eta}$ solves the half-space equation, we only need to show that the incoming data for $\frac{\partial H_k}{\partial \eta}$ is bounded for $\theta \in (0, \pi)$ (its bound depends on α_ϵ). By the definition of H_k, R_1, R_2, F_k , we have

$$-\frac{\partial H_0}{\partial \eta}(0, \theta) = \frac{H_0(0, \theta)}{\sin \theta} = \begin{cases} \frac{(\mu_0(R_1 - R_2 - 1) + R_2)(0, \theta)}{\sin \theta} = \frac{R_2(0, \theta)}{\sin \theta} = 0, & \theta \in (0, \alpha_\epsilon) \cup (\pi - \alpha_\epsilon, \pi), \\ \frac{(\mu_0(R_1 - R_2 - 1) + R_2)(0, \theta)}{\sin \theta} = \mathcal{O}\left(\frac{1}{\sin \theta}\right) = \mathcal{O}\left(\frac{1}{\alpha_\epsilon}\right), & \theta \in (\alpha_\epsilon, \pi - \alpha_\epsilon), \end{cases}$$

and for each $k \geq 1$,

$$-\frac{\partial H_k}{\partial \eta}\Big|_{\eta=0} = \frac{H_k(0, \theta)}{\sin \theta} = \begin{cases} \frac{(\mu_k(R_1 - R_2 - 1) + F_k)(0, \theta)}{\sin \theta} = \frac{F_k(0, \theta)}{\sin \theta} = \mathcal{O}(\sin^{k-1} \theta), & \theta \in (0, 2\alpha_\epsilon) \cup (\pi - 2\alpha_\epsilon, \pi), \\ \frac{(\mu_k(R_1 - R_2 - 1) + F_k)(0, \theta)}{\sin \theta} = \mathcal{O}\left(\frac{\alpha_\epsilon^{k+1}}{\sin \theta}\right) = \mathcal{O}(\alpha_\epsilon^k), & \theta \in (2\alpha_\epsilon, \pi - 2\alpha_\epsilon), \end{cases}$$

which shows $\frac{\partial H_k}{\partial \eta} \in L^\infty(d\eta d\theta)$ for any $k \geq 0$. Therefore $\left\langle \frac{\partial H_k}{\partial \eta} \right\rangle(0)$ is well-defined.

(b) The bounds in (4.28) follow directly from the definition of H_0 . If $M = 1$, then by (4.8) in Lemma 4.4, we have

$$|\langle f \rangle(0)| \leq C_0 \left(\alpha_\epsilon |\ln \alpha_\epsilon|^{1/2} \left\| \frac{H_0}{\sin \theta} \right\|_{L^\infty} + (|\ln \alpha_\epsilon|)^{1/2} \left(\int_{\alpha_\epsilon}^{\pi - \alpha_\epsilon} \sin \theta \left| \frac{H_0}{\sin \theta} \right|^2 d\theta \right)^{1/2} \right) = \mathcal{O}(|\ln \alpha_\epsilon|).$$

If $M \geq 2$, then by (4.9) in Lemma 4.4, we have

$$|\langle f \rangle(0)| \leq C_0 \left(\alpha_\epsilon \left\| \frac{H_0}{\sin \theta} \right\|_{L^\infty} + \frac{1}{\alpha_\epsilon} \int_{\alpha_\epsilon}^{\pi - \alpha_\epsilon} \sin \theta \left| \frac{H_0}{\sin^M \theta} \right| d\theta \right) = \begin{cases} \mathcal{O}\left(\frac{1}{\alpha_\epsilon} |\ln \alpha_\epsilon|\right), & M = 2, \\ \mathcal{O}\left(\frac{1}{\alpha_\epsilon^{M-1}}\right), & M \geq 3. \end{cases}$$

(c) The bounds in (4.29) also directly comes from the definition of H_j . For the bound of $\langle f \rangle(0)$ when $1 \leq j \leq M - 2$, we have

$$\left\| \frac{H_j - \sin^j \theta}{\sin^M \theta} \right\|_{L^\infty(0, \pi)} = \mathcal{O}(\alpha_\epsilon^{j-M}), \quad \int_{\alpha_\epsilon}^{\pi - \alpha_\epsilon} \sin \theta \left| \frac{H_j - \sin^j \theta}{\sin^M \theta} \right| d\theta = \begin{cases} \mathcal{O}(\alpha_\epsilon^{j-M+2}), & j \leq M - 3, \\ \mathcal{O}(|\ln \alpha_\epsilon|), & j = M - 2. \end{cases}$$

Hence by (4.9) in Lemma 4.4, we have

$$|\langle f \rangle(0)| = \begin{cases} \mathcal{O}(\alpha_\epsilon^{j-M+1}), & M \geq 3, \quad 1 \leq j \leq M - 2, \\ \mathcal{O}\left(\frac{1}{\alpha_\epsilon} |\ln \alpha_\epsilon|\right), & M \geq 3, \quad j = M - 2. \end{cases}$$

In the case when $j = M - 1$, we have

$$\left\| \frac{H_j - \sin^j \theta}{\sin^M \theta} \right\|_{L^\infty(0, \pi)} = \mathcal{O}\left(\frac{1}{\alpha_\epsilon}\right), \quad \left(\int_{\alpha_\epsilon}^{\pi - \alpha_\epsilon} \sin \theta \left| \frac{H_j - \sin^j \theta}{\sin^M \theta} \right|^2 d\theta \right)^{1/2} = \mathcal{O}(|\ln \alpha_\epsilon|^{1/2}).$$

Thus we have $|\langle f \rangle(0)| = \mathcal{O}(|\ln \alpha_\epsilon|)$ for $j = M - 1$.

(d) First we have

$$\left| \frac{H_k(0, \theta)}{\sin^M \theta} \right|_{\eta=0} = \mathcal{O}(\sin^{k-M}(\theta)) = \mathcal{O}(\alpha_\epsilon^{k-M}), \quad \theta \in (0, \alpha_\epsilon) \cup (\pi - \alpha_\epsilon, \pi).$$

If $\theta \in (\alpha_\epsilon, 2\alpha_\epsilon) \cup (\pi - 2\alpha_\epsilon, \pi - \alpha_\epsilon)$, then we have

$$\frac{H_k(0, \theta)}{\sin^M \theta} = \frac{1}{1 - \langle R_1 \rangle(0) + \langle R_2 \rangle(0)} \frac{(\langle F_k \rangle (R_1 - R_2 - 1) - \langle R_1 - R_2 - 1 \rangle F_k)}{\sin^M \theta} = \mathcal{O}(\alpha_\epsilon^{k-M}),$$

since $0 \leq F_k \leq \alpha_\epsilon^k$ and $\langle F_k \rangle = \mathcal{O}(\alpha_\epsilon^{k+1})$ for $k \geq 1$. Lastly, for $\theta \in (2\alpha_\epsilon, \pi - 2\alpha_\epsilon)$, we have

$$\frac{H_k(0, \theta)}{\sin^M \theta} = -\frac{1}{1 - \langle R_1 \rangle(0) + \langle R_2 \rangle(0)} \frac{\langle F_k \rangle}{\sin^M \theta} = \mathcal{O}(\alpha_\epsilon^{k-M+1}),$$

where once again we have applied $\langle F_k \rangle = \mathcal{O}(\alpha_\epsilon^{k+1})$. Hence, by Lemma 4.3 we have

$$|\langle f \rangle|(0) = \mathcal{O}(\alpha_\epsilon^{k-M}), \quad k \geq 1.$$

□

In the following lemma we show that $\langle S_{M,i} \rangle$ is well-defined for any $M = 1, \dots, N$ and $i = 0, M, \dots, N$ and derive its explicit bound.

Lemma 4.7. *Let $S_{M,i}$ and $\beta_{M,i}$ be defined in (4.22), (4.23), and (4.25) for each $M = 1, \dots, N$ and $i = 0, M, \dots, N$. Then*

- (a) *each $S_{M,i}$ is the restriction of a solution to the half-space equation at $\eta = 0$.*
- (b) *There exists $\eta_{M,i}^{(j)}$ with $1 \leq j \leq M - 1$ such that*

$$S_{M,i} = \frac{H_i + \sum_{j=1}^{M-1} \eta_{M,i}^{(j)} (H_j - \sin^j \theta)}{\sin^M \theta}, \quad i = 0, M, \dots, N, \quad M \geq 1. \quad (4.32)$$

where the case with $M = 1$ reduces to $\eta_{1,i}^{(0)} = 0$ or equivalently,

$$S_{1,i} = \frac{H_i}{\sin \theta}. \quad (4.33)$$

- (c) *Each $\langle S_{M,i} \rangle$ is well-defined.*

Proof. (a) The case where $M = 1$ is proved in Lemma 4.6. In general, we assume that $S_{M,i}$ is the restriction of a solution to the half-space equation at $\eta = 0$ and $\langle S_{M,i} \rangle$ is well-defined. Then by (4.25),

$$S_{M+1,i} = \frac{S_{M,i} - \beta_{M,i}(1 - S_{M,M})}{\sin \theta} \Big|_{\eta=0}, \quad \beta_{M,i} = \frac{\langle S_{M,i} \rangle(0)}{1 - \langle S_{M,M} \rangle(0)}.$$

Suppose $T_{M,i}$ is the solution to the half-space equation with $S_{M,i} = T_{M,i}|_{\eta=0}$ for $i = 0, M, \dots, N$. Then $T_{M,i} - \beta_{M,i}(1 - T_{M,M})$ is also a solution to the half-space equation. Moreover, by the definition of $\beta_{M,i}$,

$$\langle S_{M,i} - \beta_{M,i}(1 - S_{M,M}) \rangle = 0, \quad i = 0, M + 1, \dots, N.$$

Therefore,

$$\begin{aligned} S_{M+1,i} &= \frac{S_{M,i} - \beta_{M,i}(1 - S_{M,M}) - \langle S_{M,i} - \beta_{M,i}(1 - S_{M,M}) \rangle}{\sin \theta} \Big|_{\eta=0} \\ &= -\frac{\partial}{\partial \eta} (T_{M,i} - \beta_{M,i}(1 - T_{M,M})) \Big|_{\eta=0}. \end{aligned}$$

Therefore $S_{M+1,i}$ is the restriction of the half-space solution $-\frac{\partial}{\partial \eta} (T_{M,i} - \beta_{M,i}(1 - T_{M,M}))$ to $\eta = 0$. This finishes the induction proof.

(b) We prove (4.32) inductively. First, $M = 1$ holds by (4.33) and by setting $\eta_{1,i}^{(0)} = 0$ for $1 \leq i \leq N$. Assume that (4.32) holds for M . Then by (4.25), we have

$$\begin{aligned} S_{M+1,i} &= \left. \frac{S_{M,i} - \beta_{M,i}(1 - S_{M,M})}{\sin \theta} \right|_{\eta=0} \\ &= \frac{H_i + \sum_{j=1}^{M-1} \eta_{M,i}^{(j)} (H_j - \sin^j \theta) + \beta_{M,i} \left(H_M + \sum_{j=1}^{M-1} \eta_{M,M}^{(j)} (H_j - \sin^j \theta) - \sin^M \theta \right)}{\sin^{M+1} \theta} \\ &= \frac{H_i + \sum_{j=1}^M \eta_{M+1,i}^{(j)} (H_j - \sin^j \theta)}{\sin^{M+1} \theta}, \end{aligned}$$

where

$$\eta_{M+1,i}^{(j)} = \begin{cases} \eta_{M,i}^{(j)} + \beta_{M,i} \eta_{M,M}^{(j)}, & i = 0, M+1, \dots, N, \quad j = 1, 2, \dots, M-1, \quad M \geq 2, \\ \beta_{M,i}, & i = 0, M+1, \dots, N, \quad M \geq 1. \end{cases} \quad (4.34)$$

Therefore by induction (4.32) holds.

(c) Now we use (4.32) to show that each $S_{M,i}$ is bounded. By its definition, we only need to check the behaviour of $S_{M,i}$ near $\theta = 0, \pi$. The case $M = 1$ has already been shown in Lemma 4.6. In general, first, if $i = 0$, then

$$S_{M,0} = \frac{H_0 + \sum_{j=1}^{M-1} \eta_{M,0}^{(j)} (H_j - \sin^j \theta)}{\sin^M \theta}.$$

Recall the definitions of H_0, H_j in (4.18). We have

$$S_{M,0}(\theta) = 0, \quad \theta \in (0, \alpha_\epsilon) \cup (\pi - \alpha_\epsilon, \pi).$$

By (a) and the maximum principle, we have that $\langle S_{M,0} \rangle(0)$ is well-defined for each $M \geq 1$. Similarly,

$$S_{M,i} = \frac{H_i + \sum_{j=1}^{M-1} \eta_{M,i}^{(j)} (H_j - \sin^j \theta)}{\sin^M \theta} = \mathcal{O}(1), \quad \theta \in (0, \alpha_\epsilon) \cup (\pi - \alpha_\epsilon, \pi), \quad i \geq M.$$

Hence $\langle S_{M,i} \rangle(0)$ is well-defined for $M \geq 1$ and $i = 0, M, \dots, N$. \square

In the following lemma we show more explicit bounds of $\langle S_{M,i} \rangle$ and $\beta_{M,i}$.

Lemma 4.8. *Let $S_{M,i}$ and $\beta_{M,i}$ be defined in (4.25). Let*

$$\eta_{1,i}^{(0)} = 0, \quad i = 0, 1, 2, \dots, N.$$

Then

(a) For $M \geq 1, i \geq M$, and $1 \leq j \leq M-1$, we have

$$\langle S_{M,i} \rangle = \mathcal{O}(\alpha_\epsilon^{i-M+1}), \quad \beta_{M,i} = \mathcal{O}(\alpha_\epsilon^{i-M+1}), \quad \eta_{M,i}^{(j)} = \mathcal{O}(\alpha_\epsilon^{i-j+1}). \quad (4.35)$$

with $\eta_{1,i}^{(0)} = 0$ when $M = 1$.

(b) If $i = 0$, then we have for $M = 1, 2$,

$$S_{M,0} = \mathcal{O}\left(\frac{1}{\alpha_\epsilon^{M-1}} |\ln \alpha_\epsilon|\right), \quad \beta_{M,0} = \mathcal{O}\left(\frac{1}{\alpha_\epsilon^{M-1}} |\ln \alpha_\epsilon|\right), \quad \eta_{M,0}^{(j)} = \mathcal{O}(\alpha_\epsilon^{-j+1} |\ln \alpha_\epsilon|), \quad (4.36)$$

while for $M \geq 3$,

$$S_{M,0} = \mathcal{O}\left(\frac{1}{\alpha_\epsilon^{M-1}}\right), \quad \beta_{M,0} = \mathcal{O}\left(\frac{1}{\alpha_\epsilon^{M-1}}\right), \quad \eta_{M,0}^{(j)} = \begin{cases} \mathcal{O}(\alpha_\epsilon^{-j+1} |\ln \alpha_\epsilon|), & j = 1, 2, \\ \mathcal{O}(\alpha_\epsilon^{-j+1}), & 3 \leq j \leq M-1. \end{cases} \quad (4.37)$$

Proof. (a) We use an induction proof to verify (4.35). The base case $M = 1$ satisfies

$$S_{1,i} = \frac{H_i}{\sin \theta}, \quad \beta_{1,i} = \frac{\langle \frac{H_i}{\sin \theta} \rangle (0)}{1 - \langle \frac{H_1}{\sin \theta} \rangle (0)}, \quad \eta_{1,i}^{(0)} = 0, \quad i = 1, \dots, N.$$

By Lemma 4.6, we have

$$\langle S_{1,i} \rangle = \mathcal{O}(\alpha_\epsilon^i), \quad \beta_{1,i} = \mathcal{O}(\alpha_\epsilon^i) \quad i = 1, \dots, N.$$

Thus the base case is verified. Now suppose (4.35) holds for $M \geq 1$ and we consider the case $M + 1$. First we estimate the size of $\eta_{M+1,i}^{(j)}$. By (4.34),

$$\eta_{M+1,i}^{(M)} = \beta_{M,i} = \mathcal{O}(\alpha_\epsilon^{i-M+1}),$$

and

$$\eta_{M+1,i}^{(j)} = \eta_{M,i}^{(j)} + \beta_{M,i} \eta_{M,M}^{(j)} = \mathcal{O}(\alpha_\epsilon^{i-j+1}) + \mathcal{O}(\alpha_\epsilon^{i-M+1+M-j+1}) = \mathcal{O}(\alpha_\epsilon^{i-j+1}),$$

for $i \geq M + 1$ and $1 \leq j \leq M - 1$. Thus the estimate for $\eta_{M+1,i}^{(j)}$ in (4.35) holds.

Using the bounds for $\eta_{M+1,i}^{(j)}$ and (4.32), we can now bound $\langle S_{M+1,i} \rangle$. Since $S_{M+1,i}$ is the restriction of the half-space solution $T_{M+1,i}$ to $\eta = 0$, we can apply Lemma 4.6 together with the linearity of the half-space equation to get

$$|\langle S_{M+1,i} \rangle| = \mathcal{O}(\alpha_\epsilon^{i-M}) + \sum_{j=1}^{M-1} \mathcal{O}(\alpha_\epsilon^{i-j+1}) \mathcal{O}(\alpha_\epsilon^{j-M}) = \mathcal{O}(\alpha_\epsilon^{i-M}) = \mathcal{O}(\alpha_\epsilon^{i-(M+1)+1}).$$

Moreover, since $\beta_{M+1,i} = \mathcal{O}(|\langle S_{M+1,i} \rangle|)$, we also have

$$\beta_{M+1,i} = \mathcal{O}(\alpha_\epsilon^{i-(M+1)+1}).$$

This shows all the bounds in (4.35) holds for $M + 1$, which proves that (4.35) holds for all $M \geq 1$.

(b) Now we check the case where $i = 0$. Since the bounds in Lemma 4.6(b) are slightly different for $M = 1, 2$, we first treat these two cases. If $M = 1$, then

$$S_{1,0} = \frac{H_0}{\sin \theta}, \quad \beta_{1,0} = \frac{\langle \frac{H_0}{\sin \theta} \rangle (0)}{1 - \langle \frac{H_1}{\sin \theta} \rangle (0)}, \quad \eta_{1,0}^{(0)} = 0,$$

By Lemma 4.6, we have

$$|\langle S_{1,0} \rangle| = \mathcal{O}(|\ln \alpha_\epsilon|), \quad \beta_{1,0} = \mathcal{O}(|\langle S_{1,0} \rangle|) = \mathcal{O}(|\ln \alpha_\epsilon|),$$

which proves the case when $M = 1$. Next we check the case where $M = 2$. In this case, we have

$$\eta_{2,0}^{(1)} = \beta_{1,0} = \mathcal{O}(|\ln \alpha_\epsilon|).$$

Recall that

$$S_{2,0} = \frac{H_0 + \eta_{2,0}^{(1)}(H_1 - \sin \theta)}{\sin^2 \theta}.$$

Then by Lemma 4.6, we have

$$|\langle S_{2,0} \rangle| = \mathcal{O}\left(\frac{1}{\alpha_\epsilon} |\ln \alpha_\epsilon|\right) + \mathcal{O}(|\ln \alpha_\epsilon|) \mathcal{O}(|\ln \alpha_\epsilon|) = \mathcal{O}\left(\frac{1}{\alpha_\epsilon} |\ln \alpha_\epsilon|\right).$$

This further gives

$$\beta_{2,0} = \mathcal{O}\left(\frac{1}{\alpha_\epsilon} |\ln \alpha_\epsilon|\right).$$

Now we use induction to prove the case when $M \geq 3$. The base case is $M = 3$, which by (4.34) satisfies

$$\eta_{3,0}^{(2)} = \beta_{2,0} = \mathcal{O}\left(\frac{1}{\alpha_\epsilon} |\ln \alpha_\epsilon|\right), \quad \eta_{3,0}^{(1)} = \eta_{2,0}^{(1)} + \beta_{2,0} \eta_{2,2}^{(1)} = \mathcal{O}(|\ln \alpha_\epsilon|) + \mathcal{O}\left(\frac{1}{\alpha_\epsilon} |\ln \alpha_\epsilon|\right) \mathcal{O}(\alpha_\epsilon) = \mathcal{O}(|\ln \alpha_\epsilon|).$$

Recall that

$$S_{3,0} = \frac{H_0 + \eta_{3,0}^{(1)}(H_1 - \sin \theta) + \eta_{3,0}^{(2)}(H_2 - \sin^2 \theta)}{\sin^3 \theta}.$$

By Lemma 4.6, we have

$$|S_{3,0}| = \mathcal{O}\left(\frac{1}{\alpha_\epsilon^2}\right) + \mathcal{O}(|\ln \alpha_\epsilon|) \mathcal{O}\left(\frac{1}{\alpha_\epsilon} |\ln \alpha_\epsilon|\right) + \mathcal{O}\left(\frac{1}{\alpha_\epsilon} |\ln \alpha_\epsilon|\right) \mathcal{O}(|\ln \alpha_\epsilon|) = \mathcal{O}\left(\frac{1}{\alpha_\epsilon^2}\right).$$

This implies

$$\beta_{3,0} = \mathcal{O}\left(\frac{1}{\alpha_\epsilon^2}\right).$$

Therefore (4.37) holds for $M = 3$. Assume that (4.37) holds for $M \geq 3$. Then for $M + 1$ we have

$$\eta_{M+1,0}^{(M)} = \beta_{M,0} = \mathcal{O}\left(\frac{1}{\alpha_\epsilon^{M-1}}\right) = \mathcal{O}(\alpha_\epsilon^{-M+1}).$$

For $j = 1, \dots, M - 1$, it holds that

$$\eta_{M+1,0}^{(j)} = \eta_{M,0}^{(j)} + \beta_{M,0} \eta_{M,M}^{(j)} = \mathcal{O}(\alpha_\epsilon^{-j+1}) + \mathcal{O}\left(\frac{1}{\alpha_\epsilon^{M-1}} \cdot \alpha_\epsilon^{M-j+1}\right) = \mathcal{O}(\alpha_\epsilon^{-j+1}), \quad j \geq 3,$$

$$\eta_{M+1,0}^{(j)} = \eta_{M,0}^{(j)} + \beta_{M,0} \eta_{M,M}^{(j)} = \mathcal{O}(\alpha_\epsilon^{-j+1} |\ln \alpha_\epsilon|) + \mathcal{O}\left(\frac{1}{\alpha_\epsilon^{M-1}} \cdot \alpha_\epsilon^{M-j+1}\right) = \mathcal{O}(\alpha_\epsilon^{-j+1} |\ln \alpha_\epsilon|), \quad j = 1, 2.$$

This verifies (4.37) for $\eta_{M+1,0}^{(j)}$. Now we check the size of $S_{M+1,0}$. By (4.32), we have

$$\begin{aligned} S_{M+1,0} &= \frac{H_0 + \sum_{j=1}^M \eta_{M+1,0}^{(j)} (H_j - \sin^j \theta)}{\sin^{M+1} \theta} \\ &= \frac{H_0}{\sin^{M+1} \theta} + \sum_{j=1}^2 \frac{\eta_{M+1,0}^{(j)} (H_j - \sin^j \theta)}{\sin^{M+1} \theta} + \sum_{j=3}^{M-2} \frac{\eta_{M+1,0}^{(j)} (H_j - \sin^j \theta)}{\sin^{M+1} \theta} + \sum_{j=M-1}^M \frac{\eta_{M+1,0}^{(j)} (H_j - \sin^j \theta)}{\sin^{M+1} \theta} \\ &= \mathcal{O}(\alpha_\epsilon^{-M}) + \sum_{j=1}^2 \mathcal{O}(\alpha_\epsilon^{-j+1} |\ln \alpha_\epsilon|) \mathcal{O}(\alpha_\epsilon^{j-M}) + \sum_{j=3}^{M-1} \mathcal{O}(\alpha_\epsilon^{-j+1}) \mathcal{O}(\alpha_\epsilon^{j-M}) + \mathcal{O}(\alpha_\epsilon^{-M+1}) \mathcal{O}(|\ln \alpha_\epsilon|) \\ &= \mathcal{O}(\alpha_\epsilon^{-M}). \end{aligned}$$

This further implies

$$\beta_{M+1,0} = \mathcal{O}\left(\frac{1}{\alpha_\epsilon^M}\right).$$

Therefore (4.37) holds for $M + 1$. Thus it holds for all $M \geq 1$. \square

To prove the bound in Theorem 4.1, we first recall the L^2 -bound of solutions to the half-space equation. These are classical results and one can find their proofs in [11].

Lemma 4.9. *Let f be the solution to the classical half-space equation with source g , incoming data h_0 , and end-state f_∞ . Then f satisfies the bounds*

$$\begin{aligned} \|e^{\kappa_0 \eta} (f - f_\infty)\|_{L^2(d\eta d\theta)}^2 &\leq C \left(\int_0^\pi h_0^2 \sin \theta d\theta + \|e^{\kappa_0 \eta} g\|_{L^2(d\eta d\theta)}^2 + \|e^{\kappa_0 \eta} g\|_{L^\infty(d\eta d\theta)}^2 \right), \\ \|e^{\kappa_0 \eta} (f - f_\infty)\|_{L^\infty(d\eta d\theta)}^2 &\leq C \left(\|h_0\|_{L^\infty(0,\pi)} + \|e^{\kappa_0 \eta} g\|_{L^2(d\eta d\theta)}^2 + \|e^{\kappa_0 \eta} g\|_{L^\infty(d\eta d\theta)}^2 \right), \end{aligned}$$

where κ_0 is the same decay constant as in Lemma 2.3.

Now we can finish the proof of Theorem 4.1.

Proof of Theorem 4.1. We divide the proof in two steps.

Step 1. Bounds of $\frac{\partial^M \tilde{f}}{\partial \eta^M}$. Since each $\frac{\partial^M \tilde{f}}{\partial \eta^M}$ is a solution to the classical half-space equation, to show its bound in either L^∞ or L^2 , we only need to study its incoming data. By Theorem 4.2, we have a unique family of c_k 's which gives that

$$\tilde{f}(0, \theta) = \langle \tilde{f} \rangle(0) + \sum_{k=1}^N c_k \sin^k \theta \quad \text{for } \theta \in (0, \alpha_\epsilon) \cup (\pi - \alpha_\epsilon, \pi), \quad (4.38)$$

and the incoming data \tilde{h}_0 only differs from h_0 by order $\mathcal{O}(1)$ on $\theta \in (0, \alpha_\epsilon) \cup (\pi - \alpha_\epsilon, \pi)$. By our construction, we have

$$\begin{aligned} \frac{\partial^M \tilde{f}}{\partial \eta^M} \Big|_{\eta=0} &= (-1)^M \frac{\tilde{f} - \langle \tilde{f} \rangle - \sum_{k=1}^{M-1} c_k \sin^k \theta}{\sin^M \theta} \\ &= (-1)^M \frac{\sum_{k=M}^N c_k \sin^k \theta}{\sin^M \theta} = (-1)^M \sum_{k=0}^{N-M} c_{k+M} \sin^k \theta, \quad \theta \in (0, \alpha_\epsilon) \cup (\pi - \alpha_\epsilon, \pi) \end{aligned} \quad (4.39)$$

for $M = 1, 2, \dots, N$ and

$$\frac{\partial^{N+1} \tilde{f}}{\partial \eta^{N+1}} \Big|_{\eta=0} = 0, \quad \theta \in (0, \alpha_\epsilon) \cup (\pi - \alpha_\epsilon, \pi). \quad (4.40)$$

Moreover,

$$\begin{aligned} \frac{\partial^M \tilde{f}}{\partial \eta^M} \Big|_{\eta=0} &= (-1)^M \frac{\tilde{f} - \langle \tilde{f} \rangle - \sum_{k=1}^{M-1} c_k \sin^k \theta}{\sin^M \theta} \\ &= (-1)^M \frac{\tilde{f} - \langle \tilde{f} \rangle}{\sin^M \theta} - (-1)^M \sum_{k=1}^{M-1} c_k \sin^{k-M} \theta, \quad \theta \in (\pi - \alpha_\epsilon, \pi) \end{aligned} \quad (4.41)$$

for $M = 1, 2, \dots, N+1$. Equations (4.39)-(4.41) together with the bounds of c_k in (4.16), show that at $\eta = 0$,

$$\left\| \frac{\partial^M \tilde{f}}{\partial \eta^M}(0, \cdot) \right\|_{L^\infty(0, \pi)} = \mathcal{O} \left(\frac{1}{\alpha_\epsilon^M} \right), \quad M = 1, 2, \dots, N+1. \quad (4.42)$$

In addition,

$$\int_0^\pi \left| \frac{\partial^M \tilde{f}}{\partial \eta^M}(0, \theta) \right|^2 \sin \theta \, d\theta = \int_0^{\alpha_\epsilon} \left| \frac{\partial^M \tilde{f}}{\partial \eta^M} \right|^2 \sin \theta \, d\theta + \int_{\pi - \alpha_\epsilon}^\pi \left| \frac{\partial^M \tilde{f}}{\partial \eta^M} \right|^2 \sin \theta \, d\theta + \int_{\alpha_\epsilon}^{\pi - \alpha_\epsilon} \left| \frac{\partial^M \tilde{f}}{\partial \eta^M} \right|^2 \sin \theta \, d\theta.$$

We estimate the three terms on the right-hand side respectively. Estimates for the first two terms are similar and we only show the details for the first one. By (4.39) and (4.41),

$$\begin{aligned} \int_0^{\alpha_\epsilon} \left| \frac{\partial^M \tilde{f}}{\partial \eta^M} \right|^2 \sin \theta \, d\theta &\leq 2 \sum_{k=0}^{N-M} \int_0^{\alpha_\epsilon} |c_{k+M} \sin^k \theta|^2 \sin \theta \, d\theta \\ &= \mathcal{O} \left(\sum_{k=0}^{N-M} \alpha_\epsilon^{-2(k+M-1)+2k+2} |\ln \alpha_\epsilon| \right) = \mathcal{O} (\alpha_\epsilon^{-2M+4} |\ln \alpha_\epsilon|) \end{aligned}$$

and

$$\begin{aligned} \int_{\alpha_\epsilon}^{\pi-\alpha_\epsilon} \left| \frac{\partial^M \tilde{f}}{\partial \eta^M} \right|^2 \sin \theta \, d\theta &\leq C \int_{\alpha_\epsilon}^{\pi-\alpha_\epsilon} \frac{1}{\sin^{2M-1} \theta} \, d\theta + C \sum_{k=1}^{M-1} c_k^2 \int_{\alpha_\epsilon}^{\pi-\alpha_\epsilon} \sin^{2k-2M+1} \theta \, d\theta \\ &= \begin{cases} \mathcal{O}(|\ln \alpha_\epsilon|) + \sum_{k=1}^{M-1} \mathcal{O}(\alpha_\epsilon^{-2(k-1)+2k-2M+2} |\ln \alpha_\epsilon|) = \mathcal{O}(|\ln \alpha_\epsilon|), & M = 1, \\ \mathcal{O}(\alpha_\epsilon^{-2M+2}) + \sum_{k=1}^{M-1} \mathcal{O}(\alpha_\epsilon^{-2(k-1)+2k-2M+2} |\ln \alpha_\epsilon|) = \mathcal{O}(\alpha_\epsilon^{-2M+2}), & M \geq 2. \end{cases} \end{aligned}$$

Therefore,

$$\int_0^\pi \left| \frac{\partial^M \tilde{f}}{\partial \eta^M}(0, \theta) \right|^2 \sin \theta \, d\theta = \begin{cases} \mathcal{O}(|\ln \alpha_\epsilon|), & M = 1, \\ \mathcal{O}(\alpha_\epsilon^{-M+1}), & M \geq 2. \end{cases} \quad (4.43)$$

By Lemma 4.9, we obtain that

$$\left\| e^{\kappa_0 \eta} \frac{\partial^M \tilde{f}}{\partial \eta^M} \right\|_{L^2(d\eta \, d\theta)}^2 \leq C_{\kappa_0} \int_0^\pi \left| \frac{\partial^M \tilde{f}}{\partial \eta^M}(0, \theta) \right|^2 \sin \theta \, d\theta = \begin{cases} \mathcal{O}(|\ln \alpha_\epsilon|), & M = 1, \\ \mathcal{O}(\alpha_\epsilon^{-M+1}), & M \geq 2. \end{cases} \quad (4.44)$$

By (4.42) and Lemma 4.9 again, we have

$$\left\| e^{\kappa_0 \eta} \frac{\partial^M \tilde{f}}{\partial \eta^M} \right\|_{L^\infty(d\eta \, d\theta)} = \mathcal{O}(\alpha_\epsilon^{-M}), \quad M \geq 1. \quad (4.45)$$

Step 2. Bounds of $\frac{\partial^M \tilde{f}}{\partial \theta^M}$ and mixed derivatives. Next, we check the regularity of \tilde{f} with respect to θ and all the mixed derivatives. These will be based on the regularity in η in Step 1. The main strategy is still the induction proof. First we check the case $M = 1$. In this case, $\frac{\partial \tilde{f}}{\partial \theta}$ satisfies the equation

$$\begin{aligned} \sin \theta \frac{\partial}{\partial \eta} \left(\frac{\partial \tilde{f}}{\partial \theta} \right) + \frac{\partial \tilde{f}}{\partial \theta} &= -\cos \theta \frac{\partial \tilde{f}}{\partial \eta}, \\ \frac{\partial \tilde{f}}{\partial \theta} \Big|_{\eta=0} &= \tilde{h}'_0(\theta), \quad \theta \in (0, \pi), \\ \frac{\partial \tilde{f}}{\partial \theta} &\rightarrow 0, \quad \text{as } \eta \rightarrow \infty. \end{aligned}$$

The estimates related to the incoming data $\tilde{h}'_0(\theta)$ are as follows. First,

$$\left\| \tilde{h}'_0 \right\|_{L^\infty(0, \pi)} = \mathcal{O}(\alpha_\epsilon^{-1}). \quad (4.46)$$

Second,

$$\int_0^{\alpha_\epsilon} \left| \tilde{h}'_0(\theta) \right|^2 \sin \theta \, d\theta \leq 2 \sum_{k=1}^N \int_0^{\alpha_\epsilon} c_k^2 k^2 \sin^{2k-1} \theta \cos^2 \theta \, d\theta = \mathcal{O}(\alpha_\epsilon^{-2(k-1)+2k} |\ln \alpha_\epsilon|) = \mathcal{O}(\alpha_\epsilon^2 |\ln \alpha_\epsilon|). \quad (4.47)$$

Similar estimate holds for $\theta \in (\pi - \alpha_\epsilon, \pi)$. For the part where $\theta \in (\alpha_\epsilon, \pi - \alpha_\epsilon)$, we have

$$\int_{\alpha_\epsilon}^{\pi-\alpha_\epsilon} \left| \tilde{h}'_0(\theta) \right|^2 \sin \theta \, d\theta = \mathcal{O}(1). \quad (4.48)$$

Hence,

$$\int_0^\pi \left| \tilde{h}'_0(\theta) \right|^2 \sin \theta \, d\theta = \mathcal{O}(1). \quad (4.49)$$

Applying (4.42) for $M = 1$, we have

$$\left\| e^{\kappa_0 \eta} \frac{\partial \tilde{f}}{\partial \theta} \right\|_{L^2(d\eta \, d\theta)} = \mathcal{O}(|\ln \alpha_\epsilon|^{1/2}).$$

Therefore,

$$\left\| e^{\kappa_0 \eta} \frac{\partial^{M+k} \tilde{f}}{\partial \eta^M \partial \theta^k} \right\|_{L^2(d\eta d\theta)} = \mathcal{O}(|\ln \alpha_\epsilon|^{1/2}), \quad \left\| e^{\kappa_0 \eta} \frac{\partial^{M+k} \tilde{f}}{\partial \eta^M \partial \theta^k} \right\|_{L^\infty(d\eta d\theta)} = \frac{1}{\alpha_\epsilon}, \quad M+k=1.$$

Hence the base case where $N = M+k=1$ is verified.

For general $M \geq 1$, we have shown the bounds of $\frac{\partial^M \tilde{f}}{\partial \eta^M}$ in both L^2 and L^∞ norms in Step 1. Suppose (4.2) and (4.3) hold for $N-1$ with $N \geq 2$. Now we show that $\tilde{f} \in W^{N+1, \infty}(d\eta d\theta)$ and it satisfies the bounds in (4.2) and (4.3). We use a further induction on the order of the derivative of θ for this fixed N . The base case $k=0$ holds due to (4.44) and (4.45). Assume that the bounds (4.2) and (4.3) hold for (M_1, k_1) satisfying that

$$M_1 + k_1 = M+k=N, \quad M_1 \leq M, \quad M \geq 1.$$

We then check the case $(M-1, k+1)$. The equation for $\frac{\partial^N \tilde{f}}{\partial \eta^{M-1} \partial \theta^{k+1}}$ is

$$\begin{aligned} \sin \theta \frac{\partial}{\partial \eta} \left(\frac{\partial^N \tilde{f}}{\partial \eta^{M-1} \partial \theta^{k+1}} \right) + \frac{\partial^N \tilde{f}}{\partial \eta^{M-1} \partial \theta^{k+1}} &= G_{M-1, k+1}, \\ \frac{\partial^N \tilde{f}}{\partial \eta^{M-1} \partial \theta^{k+1}} \Big|_{\eta=0} &= \frac{\partial^{k+1}}{\partial \theta^{k+1}} \left(\frac{\partial^{M-1} \tilde{f}}{\partial \eta^{M-1}} \right), \quad \theta \in (0, \pi), \\ \frac{\partial^N \tilde{f}}{\partial \eta^{M-1} \partial \theta^{k+1}} &\rightarrow 0, \quad \text{as } \eta \rightarrow \infty. \end{aligned}$$

where

$$G_{M-1, k+1} = \frac{\partial^{k+1}}{\partial \theta^{k+1}} \left(\sin \theta \frac{\partial^M \tilde{f}}{\partial \eta^M} \right) - \sin \theta \frac{\partial}{\partial \eta} \left(\frac{\partial^N \tilde{f}}{\partial \eta^{M-1} \partial \theta^{k+1}} \right),$$

where by the induction assumptions $G_{M-1, k+1}$ is bounded by

$$\|e^{\kappa_0 \eta} G_{M-1, k+1}\|_{L^2(d\eta d\theta)} = \mathcal{O}(\alpha_\epsilon^{-N+1} |\ln \alpha_\epsilon|^{1/2}). \quad \|e^{\kappa_0 \eta} G_{M-1, k+1}\|_{L^\infty(d\eta d\theta)} = \mathcal{O}(\alpha_\epsilon^{-N}). \quad (4.50)$$

Meanwhile, the incoming data satisfies

$$\begin{aligned} \frac{\partial^{k+1}}{\partial \theta^{k+1}} \left(\frac{\partial^{M-1} \tilde{f}}{\partial \eta^{M-1}} \right) &= (-1)^{M-1} \frac{\partial^{k+1}}{\partial \theta^{k+1}} \left(\frac{\tilde{f} - \langle \tilde{f} \rangle - \sum_{i=1}^{M-2} c_i \sin^i \theta}{\sin^{M-1} \theta} \right) \\ &= (-1)^{M-1} \frac{\partial^{k+1}}{\partial \theta^{k+1}} \left(\sum_{i=0}^{k+1} c_{i+M-1} \sin^i \theta \right), \quad \theta \in (0, \alpha_\epsilon) \cup (\pi - \alpha_\epsilon, \pi). \end{aligned}$$

Therefore,

$$\int_0^{\alpha_\epsilon} \left| \frac{\partial^{k+1}}{\partial \theta^{k+1}} \left(\frac{\partial^{M-1} \tilde{f}}{\partial \eta^{M-1}} \right) \right|^2 \sin \theta d\theta = \mathcal{O}(c_N^2 \alpha_\epsilon^2) = \mathcal{O}(\alpha_\epsilon^{-2N+4} |\ln \alpha_\epsilon|^2).$$

Similar estimate holds for the integration on $(\pi - \alpha_\epsilon, \pi)$. For the part where $\theta \in (\alpha_\epsilon, \pi - \alpha_\epsilon)$, we have

$$\begin{aligned} \frac{\partial^{k+1}}{\partial \theta^{k+1}} \left(\frac{\partial^{M-1} \tilde{f}}{\partial \eta^{M-1}} \right) &= (-1)^{M-1} \frac{\partial^{k+1}}{\partial \theta^{k+1}} \left(\frac{\tilde{f} - \langle \tilde{f} \rangle - \sum_{i=1}^{M-2} c_i \sin^i \theta}{\sin^{M-1} \theta} \right) \\ &= (-1)^{M-1} \frac{\partial^{k+1}}{\partial \theta^{k+1}} \left(\frac{\tilde{f} - \langle \tilde{f} \rangle}{\sin^{M-1} \theta} \right) - (-1)^{M-1} \frac{\partial^{k+1}}{\partial \theta^{k+1}} \left(\sum_{i=1}^{M-2} c_i \sin^{i-M+1} \theta \right), \end{aligned}$$

Therefore,

$$\begin{aligned} & \int_{\alpha_\epsilon}^{\pi-\alpha_\epsilon} \left| \frac{\partial^{k+1}}{\partial \theta^{k+1}} \left(\frac{\partial^{M-1} \tilde{f}}{\partial \eta^{M-1}} \right) \right|^2 \sin \theta \, d\theta \\ & \leq C \int_{\alpha_\epsilon}^{\pi-\alpha_\epsilon} \frac{1}{\sin^{2N-1} \theta} \, d\theta + C c_1 \int_{\alpha_\epsilon}^{\pi-\alpha_\epsilon} \frac{1}{\sin^{2N-3} \theta} \, d\theta = \mathcal{O}(\alpha_\epsilon^{-2N+2} |\ln \alpha_\epsilon|) . \end{aligned}$$

This gives

$$\int_0^\pi \left| \frac{\partial^{k+1}}{\partial \theta^{k+1}} \left(\frac{\partial^{M-1} \tilde{f}}{\partial \eta^{M-1}} \right) \right|^2 \sin \theta \, d\theta = \mathcal{O}(\alpha_\epsilon^{-2N+2} |\ln \alpha_\epsilon|) ,$$

Combining with (4.50), we have

$$\left\| e^{\kappa_0 \eta} \frac{\partial^N \tilde{f}}{\partial \eta^{M-1} \partial \theta^{k+1}} \right\|_{L^2(d\eta d\theta)} = \mathcal{O}\left(\frac{1}{\alpha_\epsilon^{N-1}} |\ln \alpha_\epsilon|^{1/2}\right) , \quad \left\| e^{\kappa_0 \eta} \frac{\partial^N \tilde{f}}{\partial \eta^{M-1} \partial \theta^{k+1}} \right\|_{L^\infty(0, \pi)} = \mathcal{O}\left(\frac{1}{\alpha_\epsilon^N}\right) ,$$

where $M + k = N$. This proves the induction for $k + 1$ and for any arbitrary $N \in \mathbb{N}$. We thereby finish the proof of Theorem 4.1. \square

REFERENCES

- [1] A. Bensoussan, J.L. Lions, and G.C. Papanicolaou, *Boundary-layers and homogenization of transport processes*, J. Publ. RIMS Kyoto Univ. **15** (1979), 53–157.
- [2] K. M. Case and P. F. Zweifel, *Linear transport theory*, Addison-Wesley Pub. Co., 1967.
- [3] I-K. Chen, *Boundary singularity of moments for the linearized boltzmann equation*, Journal of Statistical Physics **153** (2013), no. 1, 93–118.
- [4] I-K. Chen, H Funagane, T.-P. Liu, and S Takata, *Singularity of the velocity distribution function in molecular velocity space*, Comm. Math. Phys. **341** (2016), no. 1, 105–134.
- [5] F. Coron, F. Golse, and C. Sulem, *A classification of well-posed kinetic layer problems*, Comm. Pure Appl. Math. **41** (1988), 409–435.
- [6] Y. Guo and L. Wu, *Geometric correction in diffusive limit of neutron transport equation in 2D convex domains*, arXiv:1605.02362 [math.AP] (2016).
- [7] Q. Li, J. Lu, and W. Sun, *Half-space kinetic equations with general boundary conditions*, Math. Comp. (in press), arXiv:1509.03225 [math.NA].
- [8] Q. Li and L. Wang, *Implicit asymptotic preserving method for linear transport equations*, 2016. preprint, arXiv:1602.00746.
- [9] S Takata and H Funagane, *Singular behaviour of a rarefied gas on a planar boundary*, Journal of Fluid Mechanics **717** (2013), 30–47.
- [10] G. M. Wing, *An introduction to transport theory*, Wiley, 1962.
- [11] L. Wu and Y. Guo, *Geometric correction for diffusive expansion of steady neutron transport equation*, Communications in Mathematical Physics **336** (2015), no. 3, 1473–1553.
- [12] L. Wu, X. Yang, and Y. Guo, *Asymptotic analysis of transport equation in annulus*, arXiv:1604.00705 [math.AP] (2016).

MATHEMATICS DEPARTMENT, UNIVERSITY OF WISCONSIN-MADISON, 480 LINCOLN DR., MADISON, WI 53705 USA.

E-mail address: qinli@math.wisc.edu

DEPARTMENTS OF MATHEMATICS, PHYSICS, AND CHEMISTRY, DUKE UNIVERSITY, BOX 90320, DURHAM, NC 27708 USA.

E-mail address: jianfeng@math.duke.edu

DEPARTMENT OF MATHEMATICS, SIMON FRASER UNIVERSITY, 8888 UNIVERSITY DR., BURNABY, BC V5A 1S6, CANADA

E-mail address: weirans@sfu.ca

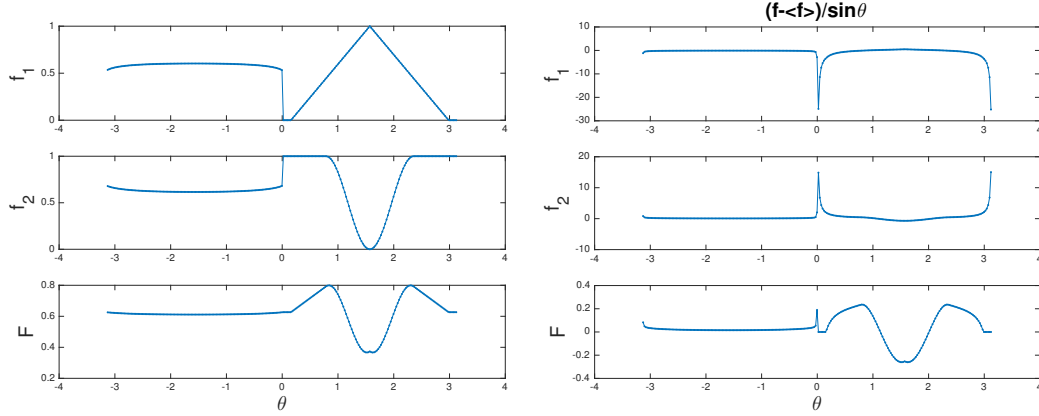


FIGURE 1. Left plot shows f_1 , f_2 , and their convex combination F . Right plot shows the blow-up of $\partial_\eta f_1$, $\partial_\eta f_2$ and the boundedness of $\partial_\eta F$.

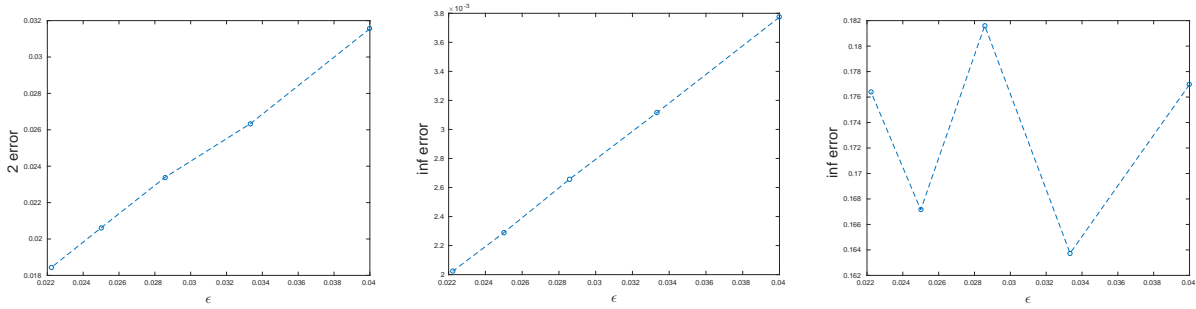


FIGURE 2. Left plot is for the L^2 error. Middle plot is for the error between the two end-states. Right plot is for the L^∞ error.

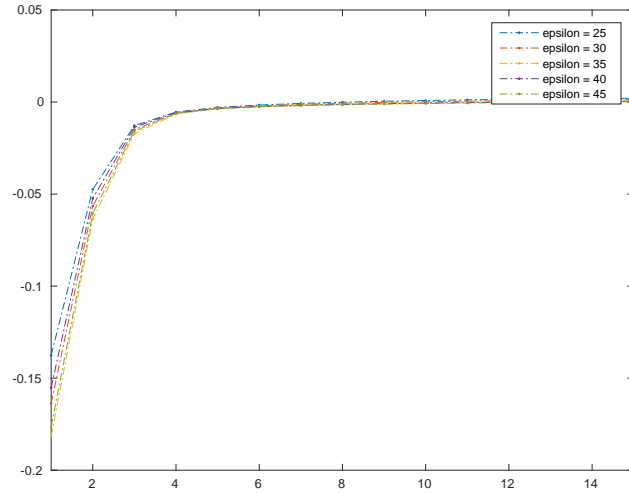


FIGURE 3. Difference of the classical and the ϵ -Milne equation along the ray $(\eta, \theta) = (n\epsilon, \epsilon)$.

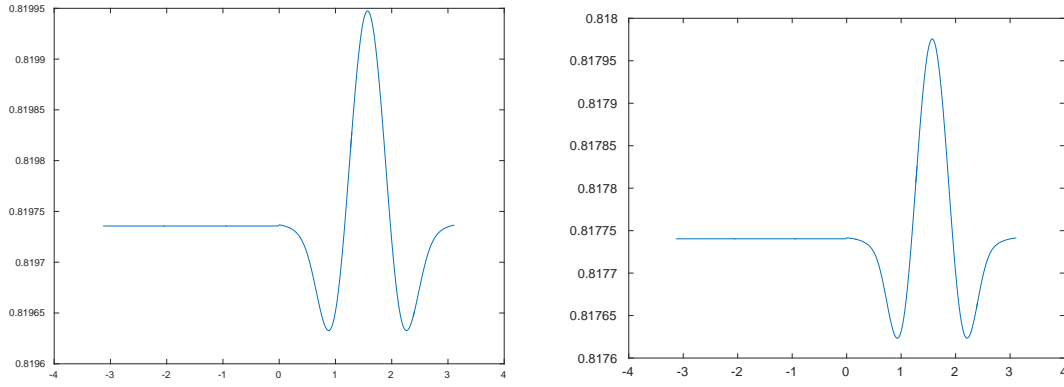


FIGURE 4. Left plot is the solution to the classical half-space equation at $\eta = 6$. Right plot is the solution to the ϵ -Milne equation at $\eta = 6$. These can be viewed the end-states of the two equations.

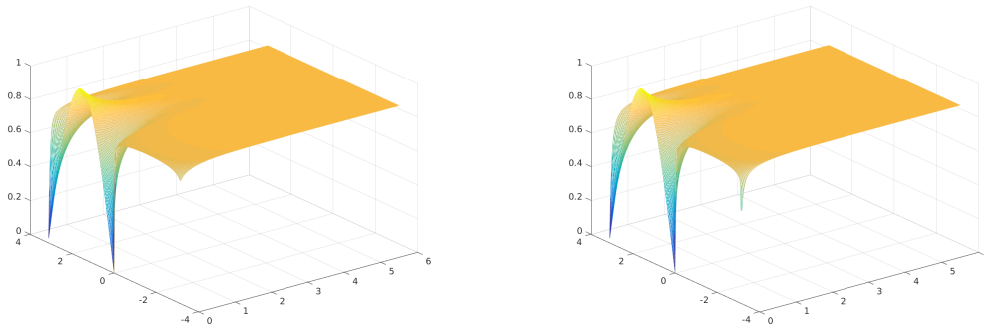


FIGURE 5. Left plot is the solution to the classical half-space equation. Right plot is the solution to the ϵ -Milne equation.